

1406 SW 8<sup>th</sup> Pl, Cape Coral, FL 33991-2910

P: 844.988.8244 | www.swfrpc.org

# COUNCIL MEETING AGENDA

**April 17, 2025**

**10:00am – 12:00pm**

**In Person and Virtual Meeting**

**LOCATION: The South Florida Water Management District Office:  
2301 McGregor Blvd., Ft. Myers, Florida 33901**

***Join Zoom Meeting:***

<https://us06web.zoom.us/j/91588729954?pwd=OVERTVNQVVpRZjQrY1Jab1dpMDBPUT09>

**Join by phone: 1-929-205-6099**

**Meeting ID: 915 8872 9954**

**Passcode: 082520**

***Mission Statement:***

*To work together across neighboring communities to consistently protect and improve the unique and relatively unspoiled character of the physical, economic and social worlds we share...for the benefit of our future generations.*

<b>1</b>	<b>INVOCATION</b>	
<b>2</b>	<b>PLEDGE OF ALLEGIANCE</b>	
<b>3</b>	<b>ROLL CALL</b>	
<b>4</b>	<b>PUBLIC COMMENTS</b>	
<b>5</b>	<b>AGENDA</b>	Page 1
<b>6</b>	<b>MINUTES</b>	
	a) <a href="#">March Council/Executive Meeting Minutes</a>	Page 10
<b>7</b>	<b>FINANCIALS</b>	
	a) <a href="#">February Financials</a>	Page 21
	b) <a href="#">March Financials</a>	Page 28
	c) <a href="#">Draft Comparison of Assessments</a> (Current vs. Proposed) (Informational)	Page 35
	d) <a href="#">Government Fund History</a> (Informational)	Page 37
<b>8</b>	<b>CONSENT AGENDA - None</b>	
<b>9</b>	<b><a href="#">DIRECTORS REPORT</a></b>	Page 40
	a) <a href="#">Burnt Store Corridor Coalition</a>	Page 43
	b) <a href="#">Grant Activity Sheet</a> (Informational)	Page 46
<b>10</b>	<b>COMMITTEE REPORTS</b>	
	a) Executive Committee	
<b>11</b>	<b>NEW BUSINESS</b>	
<b>12</b>	<b>STATE AGENCIES COMMENTS/REPORTS</b>	
<b>13</b>	<b>COUNCIL MEMBERS' COMMENTS</b>	
<b>14</b>	<b>ADJOURN</b>	

**NEXT SWFRPC MEETING: May 15, 2025 - LOCATION: FDOT Office**

Two or more members of the Peace River Basin Management Advisory Committee and Coastal Heartland National Estuary Partnership may be in attendance and may discuss matters that could come before the Peace River Basin Management Advisory Committee and Coastal Heartland National Estuary Partnership, respectively, for consideration.

In accordance with the Americans with Disabilities Act (ADA), any person requiring special accommodations to participate in this meeting should contact the Southwest Florida Regional Planning Council 48 hours prior to the meeting by calling (844) 988-8244; if you are hearing or speech impaired call (800) 955-8770 Voice/(800) 955-8771 TDD.

## SOUTHWEST FLORIDA REGIONAL PLANNING COUNCIL MEMBERSHIP

### OFFICERS

Commissioner Bill McDaniel, Chair	Councilman Fred Burson, Vice-Chair
Councilwoman Debbi Lux, Secretary	Councilman Ron Smith, Treasurer

### CHARLOTTE COUNTY

### COLLIER COUNTY

Commissioner Joe Tiseo, Charlotte BCC	Commissioner Bill McDaniel, Collier BCC
Commissioner Ken Doherty, Charlotte BCC	Commissioner Rick LoCastro, Collier BCC
Councilwoman Dr. Deborah Lux, City of Punta Gorda	Councilman Bill Kramer, City of Naples
Mr. Donald McCormick, Governor Appointee	(City of Marco Island Vacancy)
(Governor Appointee Vacancy)	(Governor Appointee Vacancy)
	(Governor Appointee Vacancy)

### GLADES COUNTY

### HENDRY COUNTY

TBD, Glades BCC	Commissioner Emma Byrd, Hendry BCC
Commissioner Tim Stanley, Glades BCC	(Hendry County BCC Vacancy)
(City of Moore Haven Vacancy)	Vice-Mayor Michael Atkinson, City of Clewiston
(Governor Appointee Vacancy)	(City of LaBelle Vacancy)
	(Governor Appointee Vacancy)

### LEE COUNTY

### SARASOTA COUNTY

Commissioner Kevin Ruane, Lee BCC	Commissioner Ron Cutsinger, Sarasota BCC
Commissioner Brian Hamman, Lee BCC	(Sarasota BCC Vacancy)
Councilman Fred Burson, City of Fort Myers	Mayor Erik Arroyo, City of Sarasota
Mayor Dan Allers, Town of Fort Myers Beach	Councilman Ron Smith, City of Venice
Councilman Jesse Purdon, City of Bonita Springs	(Governor Appointee Vacancy)
(Governor Appointee Vacancy)	(Governor Appointee Vacancy)
(Governor Appointee Vacancy)	

### EX-OFFICIO MEMBERS

(Vacant), FDEP	Keith Robbins, FDOT
Phil Flood, SFWMD	(Vacant) SWFWMD

### STAFF

Margaret Wuerstle, Executive Director
Rebekah Harp, Deputy Director/Business Operations Manager
Asmaa Odeh, LEPC Coordinator/VISTA Program Coordinator
Jim Burch, Disaster Recovery Coordinator/Project Manager
Catherine Peralta - Vista
Julie Bankston – Vista
Sophia Mercer – Vista
Alysia Cancel - Vista



Apalachee • Central Florida  
 East Central Florida • North Central Florida  
 Northeast Florida • South Florida • Southwest Florida  
 Tampa Bay • Treasure Coast • West Florida • Withlacoochee

104 West Jefferson Street, Tallahassee, FL 32301-1713 • 850.224.3427

## Regional Planning Council Functions and Programs

March 4, 2011

- **Economic Development Districts:** Regional planning councils are designated as Economic Development Districts by the U. S. Economic Development Administration. From January 2003 to August 2010, the U. S. Economic Development Administration invested \$66 million in 60 projects in the State of Florida to create/retain 13,700 jobs and leverage \$1 billion in private capital investment. Regional planning councils provide technical support to businesses and economic developers to promote regional job creation strategies.
- **Emergency Preparedness and Statewide Regional Evacuation:** Regional planning councils have special expertise in emergency planning and were the first in the nation to prepare a Statewide Regional Evacuation Study using a uniform report format and transportation evacuation modeling program. Regional planning councils have been preparing regional evacuation plans since 1981. Products in addition to evacuation studies include Post Disaster Redevelopment Plans, Hazard Mitigation Plans, Continuity of Operations Plans and Business Disaster Planning Kits.
- **Local Emergency Planning:** Local Emergency Planning Committees are staffed by regional planning councils and provide a direct relationship between the State and local businesses. Regional planning councils provide thousands of hours of training to local first responders annually. Local businesses have developed a trusted working relationship with regional planning council staff.
- **Homeland Security:** Regional planning council staff is a source of low cost, high quality planning and training experts that support counties and State agencies when developing a training course or exercise. Regional planning councils provide cost effective training to first responders, both public and private, in the areas of Hazardous Materials, Hazardous Waste, Incident Command, Disaster Response, Pre- and Post-Disaster Planning, Continuity of Operations and Governance. Several regional planning councils house Regional Domestic Security Task Force planners.
- **Multipurpose Regional Organizations:** Regional planning councils are Florida's only multipurpose regional entities that plan for and coordinate intergovernmental solutions on multi-jurisdictional issues, support regional economic development and provide assistance to local governments.
- **Problem Solving Forum:** Issues of major importance are often the subject of regional planning council-sponsored workshops. Regional planning councils have convened regional summits and workshops on issues such as workforce housing, response to hurricanes, visioning and job creation.
- **Implementation of Community Planning:** Regional planning councils develop and maintain Strategic Regional Policy Plans to guide growth and development focusing on economic development, emergency preparedness, transportation, affordable housing and resources of regional significance. In addition, regional planning councils provide coordination and review of various programs such as Local Government Comprehensive Plans, Developments of Regional Impact and Power Plant Ten-year Siting Plans. Regional planning council reviewers have the local knowledge to conduct reviews efficiently and provide State agencies reliable local insight.

- **Local Government Assistance:** Regional planning councils are also a significant source of cost effective, high quality planning experts for communities, providing technical assistance in areas such as: grant writing, mapping, community planning, plan review, procurement, dispute resolution, economic development, marketing, statistical analysis, and information technology. Several regional planning councils provide staff for transportation planning organizations, natural resource planning and emergency preparedness planning.
- **Return on Investment:** Every dollar invested by the State through annual appropriation in regional planning councils generates 11 dollars in local, federal and private direct investment to meet regional needs.
- **Quality Communities Generate Economic Development:** Businesses and individuals choose locations based on the quality of life they offer. Regional planning councils help regions compete nationally and globally for investment and skilled personnel.
- **Multidisciplinary Viewpoint:** Regional planning councils provide a comprehensive, multidisciplinary view of issues and a forum to address regional issues cooperatively. Potential impacts on the community from development activities are vetted to achieve win-win solutions as council members represent business, government and citizen interests.
- **Coordinators and Conveners:** Regional planning councils provide a forum for regional collaboration to solve problems and reduce costly inter-jurisdictional disputes.
- **Federal Consistency Review:** Regional planning councils provide required Federal Consistency Review, ensuring access to hundreds of millions of federal infrastructure and economic development investment dollars annually.
- **Economies of Scale:** Regional planning councils provide a cost-effective source of technical assistance to local governments, small businesses and non-profits.
- **Regional Approach:** Cost savings are realized in transportation, land use and infrastructure when addressed regionally. A regional approach promotes vibrant economies while reducing unproductive competition among local communities.
- **Sustainable Communities:** Federal funding is targeted to regions that can demonstrate they have a strong framework for regional cooperation.
- **Economic Data and Analysis:** Regional planning councils are equipped with state of the art econometric software and have the ability to provide objective economic analysis on policy and investment decisions.
- **Small Quantity Hazardous Waste Generators:** The Small Quantity Generator program ensures the proper handling and disposal of hazardous waste generated at the county level. Often smaller counties cannot afford to maintain a program without imposing large fees on local businesses. Many counties have lowered or eliminated fees, because regional planning council programs realize economies of scale, provide businesses a local contact regarding compliance questions and assistance and provide training and information regarding management of hazardous waste.
- **Regional Visioning and Strategic Planning:** Regional planning councils are conveners of regional visions that link economic development, infrastructure, environment, land use and transportation into long term investment plans. Strategic planning for communities and organizations defines actions critical to successful change and resource investments.
- **Geographic Information Systems and Data Clearinghouse:** Regional planning councils are leaders in geographic information systems mapping and data support systems. Many local governments rely on regional planning councils for these services.



## **SOUTHWEST FLORIDA REGIONAL PLANNING COUNCIL (SWFRPC) ACRONYMS**

ABM - Agency for Bay Management - Estero Bay Agency on Bay Management

ADA - Application for Development Approval

ADA - Americans with Disabilities Act

AMDA -Application for Master Development Approval

BEBR - Bureau of Economic Business and Research at the University of Florida

BLID - Binding Letter of DRI Status

BLIM - Binding Letter of Modification to a DRI with Vested Rights

BLIVR -Binding Letter of Vested Rights Status

BPCC -Bicycle/Pedestrian Coordinating Committee

CAC - Citizens Advisory Committee

CAO - City/County Administrator Officers

CDBG - Community Development Block Grant

CDC - Certified Development Corporation (a.k.a. RDC)

CEDS - Comprehensive Economic Development Strategy (a.k.a. OEDP)

CHNEP - Charlotte Harbor National Estuary Program

CTC - Community Transportation Coordinator

CTD - Commission for the Transportation Disadvantaged

CUTR - Center for Urban Transportation Research

DEO - Department of Economic Opportunity

DEP - Department of Environmental Protection

DO - Development Order

DOPA - Designated Official Planning Agency (i.e. MPO, RPC, County, etc.)

EDA - Economic Development Administration

EDC - Economic Development Coalition

EDD - Economic Development District

EPA – Environmental Protection Agency

FAC - Florida Association of Counties

FACTS - Florida Association of CTCs

FAR - Florida Administrative Register (formerly Florida Administrative Weekly)

FCTS - Florida Coordinated Transportation System

FDC&F -Florida Department of Children and Families (a.k.a. HRS)

FDEA - Florida Department of Elder Affairs

FDLES - Florida Department of Labor and Employment Security

FDOT - Florida Department of Transportation

FHREDI - Florida Heartland Rural Economic Development Initiative

FIAM – Fiscal Impact Analysis Model

FLC - Florida League of Cities

FQD - Florida Quality Development

FRCA -Florida Regional Planning Councils Association

FTA - Florida Transit Association

IC&R - Intergovernmental Coordination and Review

IFAS - Institute of Food and Agricultural Sciences at the University of Florida

JLCB - Joint Local Coordinating Boards of Glades & Hendry Counties

JPA - Joint Participation Agreement

JSA - Joint Service Area of Glades & Hendry Counties

LCB - Local Coordinating Board for the Transportation Disadvantaged

LEPC - Local Emergency Planning Committee

MOA - Memorandum of Agreement

MPO - Metropolitan Planning Organization

MPOAC - Metropolitan Planning Organization Advisory Council

MPOCAC - Metropolitan Planning Organization Citizens Advisory Committee

MPOTAC - Metropolitan Planning Organization Technical Advisory Committee

NADO – National Association of Development Organizations

NARC -National Association of Regional Councils

NOPC -Notice of Proposed Change

OEDP - Overall Economic Development Program

PDA - Preliminary Development Agreement

REMI – Regional Economic Modeling Incorporated

RFB - Request for Bids

RFI – Request for Invitation

RFP - Request for Proposals

RPC - Regional Planning Council

SHIP -State Housing Initiatives Partnership

SRPP – Strategic Regional Policy Plan

TAC - Technical Advisory Committee

TDC - Transportation Disadvantaged Commission (a.k.a. CTD)

TDPN - Transportation Disadvantaged Planners Network

TDSP - Transportation Disadvantaged Service Plan

USDA - US Department of Agriculture

WMD - Water Management District (SFWMD and SWFWMD)

# Agenda Item

6

6

Minutes

6

# Agenda Item

6a

6a

Minutes of the October 42, 2027  
Council/Executive Committee  
Meeting

6a

**MINUTES OF THE  
SOUTHWEST FLORIDA REGIONAL PLANNING COUNCIL  
MARCH 20, 2025, MEETING**

The in-person and virtual zoom meeting of the Southwest Florida Regional Planning Council's Executive Board was held on March 20, 2025. The meeting started at approximately 10:03 am. A quorum of the Executive Committee was present.

**BOARD MEMBERS PRESENT**

**Charlotte County:** Mr. Don McCormick (zoom)

**Collier County:** Commissioner Bill McDaniel,  
Councilman Bill Kramer (zoom)

**Glades County:** None

**Hendry County:** None

**Lee County:** None

**Sarasota County:** Councilman Ron Smith – City of Venice

**Ex-Officio Members:** Mr. Phil Flood, SFWMD (zoom)  
Mr. Wayne Gaither, FDOT

**OTHERS PRESENT**

Ms. Margaret Wuerstle – SWFRPC, Executive Director  
Ms. Catherine Peralta – SWFRPC Vista

**Zoom Attendance**

Mr. Derek Felder – President of the Unite Lehigh, Inc.  
Mr. Stephen Downes, PE, LEED AP - GRAEF  
Mr. Jim Burch – SWFRPC, Disaster Recovery Coordinator/Project Manager  
Ms. Alysia Cancel – SWFRPC Vista

## **AGENDA**

### **AGENDA ITEM #6(a)(b)(c) - MINUTES**

**MINUTES OF THE DECEMBER 19, 2024 COUNCIL/EXECUTIVE MEETING**

**MINUTES OF THE JANUARY 16, 2025 COUNCIL/EXECUTIVE MEETING**

**MINUTES OF THE FEBRUARY 20, 2025 COUNCIL/EXECUTIVE MEETING**

**Councilman Ron Smith offered a motion to accept the December, January and February Council/Executive Meeting Minutes. Commissioner Bill McDaniel seconded the motion to accept the December, January and February Council/Executive Meeting Minutes. The motion was approved unanimously.**

### **AGENDA ITEM #7(a)(b) - FINANCIALS**

**DECEMBER FINANCIALS**

**JANUARY FINANCIALS**

Ms. Wuerstle explained that during the previous meeting the December financials were reviewed, highlighting a surplus of \$984 at the month-end. Additionally noting that January's financials also reported a positive net income of \$81 dollars, which is typical for the monthly billing cycle and was happy that the SWFRPC remains in the black.

Commissioner McDaniel asked Ms. Wuerstle to provide a brief explanation of payments received, revenue and burn rate for the SWFRPC.

Ms. Wuerstle stated that we are exactly where we expected to be financially. She mentioned that Glades is currently the only county paying dues, while the City of Naples is also contributing. However, no payments have been received from Collier County yet, though communication with them is ongoing. Regarding grants, she explained that a few have been successfully closed out, while work continues on others. She added that it's challenging to predict future funding due to the current situation at the federal level, but noted that the federal government has generally been reliable when it comes to reimbursements.

Commissioner McDaniel responded that at a 10,000-foot view we still have operating revenues through September of this coming year?

Ms. Wuerstle responded yes.

Commissioner McDaniel provided context regarding the situation with the Collier County dues, explaining that there was a conflict involving his senior staff—though he was unsure of the specific nature of the issue. He clarified that while Collier County approved the By-Laws and Memorandum of Understanding (MOU), which included a \$0.15 per capita payment, the SWFRPC bill was issued at the \$0.30 per capita rate since the board has not yet formally adopted the draft By-Laws and MOU. This discrepancy created confusion when the invoice was received by Collier County.



To address the issue, Commissioner McDaniel is preparing an executive summary to present to the Collier County Board next Tuesday, aiming to clarify the disconnect between internal processes and move the payment forward. He emphasized that Collier County will not continue to provide funding solely to support staff. Furthermore, if efforts to bring other counties back into the RPC are unsuccessful, Collier County will cease its payments altogether. He noted this matter has persisted for over eight years and reiterated that there is no statutory obligation for the county to provide financial support—only to participate as a member of the RPC. According to the structure, only counties are required to be members, each represented by two commissioners.

Commissioner McDaniel also acknowledged that he is behind schedule on his goal to reach out to all RPC members by the end of the month, admitting that it will not happen. While he is continuing to make progress, it has been slower than anticipated.

He went on to say that the RPC will be receiving funds from both Collier County and the City of Naples, and that internal accounting will be done to reflect credits for the municipalities within the contributing counties going forward. He reaffirmed his commitment to continuing outreach efforts with his fellow commissioners in hopes of bringing them back into the fold. He mentioned that he had a meeting scheduled with Michael in Hendry County earlier this week, but it was postponed due to an outage in his IT department. While he is maintaining communication with his colleagues, he acknowledged that it's not progressing as quickly as he had hoped.

Ms. Wuerstle acknowledged that Collier County does not want to pay dues solely to support staff. However, she emphasized that the county simply needs to communicate what projects they would like the RPC to undertake. Whether it's writing or administering grants, or working on other initiatives, the RPC is ready and willing to carry out whatever projects Collier County requests in return for the funding they provide.

Commissioner McDaniel responded by emphasizing that the core issue is the relevancy of the RPC. He stated that Collier County doesn't need the RPC. The community needs the RPC and the need for regionality in discussions. Commissioner McDaniel reiterated that Collier County doesn't need the RPC to write grants for them. Hendry and Glades County does because they don't have the economic basis that Collier County does. He expressed that he is appreciative of Ms. Wuerstle comments but clarified that his purpose within the organization is to support its relevance and promote regional communication. However, if he is unsuccessful in bringing the other counties back into active participation, he will not support Collier County continuing to fund the RPC solely to maintain staff - because he feels that is basically what is happening right now.

Ms. Wuerstle replied that, in that case, the RPC will not provide training for Collier County's first responders. She clarified that the funding being provided is what enables the RPC to offer those training services and emphasized that it's unfair to claim the organization isn't doing anything, as those funds directly support the work being done, including essential training programs.

Commissioner McDaniel responded by saying that he wanted to share the potential consequences if all counties do not participate and contribute their fair share. He explained

that he and Collier County supported the organization during his first three years, consistently paying the requested per diem in support of the Promise Zone initiative—originally established under the Obama administration to support rural areas.

Even when other counties, such as Sarasota, Charlotte, and Hendry, withdrew their support, Collier County continued to contribute. He emphasized that he remains a strong advocate for the RPC and the broader goals of regional cooperation and communication. However, he noted that the future of the RPC is uncertain, and upcoming items on the agenda will further highlight those challenges.

Ms. Wuerstle noted that the organization might need to delay legislative action depending on upcoming developments. She explained that the interlocal agreement and bylaws were recently revised to align with current statutes but acknowledged that changes in legislation may require further updates.

Commissioner McDaniel agreed, that statutes are frequently updated. He stated that the current bylaws and MOU were revised based on the existing legal framework, and if legislation changes, the organization will adapt accordingly. He hopes that progress can be made in the next few months but warned that if he is not successful in securing broader county participation, he can no longer recommend Collier County taxpayer support for the organization.

Ms. Wuerstle responded that the organization must be prepared to revise its bylaws again if needed.

Councilman Smith sought clarification, asking if Collier County was currently contributing and whether future support was contingent on other counties participating.

Commissioner McDaniel confirmed this, stating that Collier County has led by example by continuing to contribute even when other counties withdrew years ago. The recent restructuring to quarterly payments was meant to improve transparency and accountability to taxpayers.

Ms. Wuerstle added that the organization remains financially on track through the end of the fiscal year because the budget was based solely on secured funds, not projections. Continued federal reimbursements will sustain operations, and any additional funding from Collier County or new grants will further improve financial stability.

Commissioner McDaniel stated that if the organization dissolves due to lack of funds or staff, Collier County has committed to managing the remaining funds and grants. His senior staff is prepared to step in and ensure proper administration and disbursement of any outstanding resources, should federal funding stop.

**Councilman Ron Smith offered a motion to accept the December and January Financials. Commissioner Bill McDaniel seconded the motion to accept the December and January Financials. The motion was approved unanimously.**

**AGENDA ITEM #7(c)**

**FINANCIALS:**

**DRAFT COMPARISON OF ASSESSMENTS (Current vs. Proposed) (*Informational*)**

**AGENDA ITEM #7(d)**

**FINANCIALS:**

**GOVERNMENT FUND HISTORY (*Informational*)**

**AGENDA ITEM #8**

**CONSENT AGENDA**

None

**AGENDA ITEM #9**

**DIRECTORS REPORT**

**AGENDA ITEM #9(a)**

**UPDATE ON FEBRUARY 19 LISTENING SESSION**

Ms. Wuerstle reported that last month's listening session was, in her view, a success. Approximately 40 participants joined online, with 25 to 30 attending in person. As a result of the session, 39 project summaries were submitted for potential supplemental funding related to Hurricanes Helene and Milton. Although the submission period has now closed, the Notice of Funding Opportunity (NOFO) has yet been released. Staff is monitoring its status daily. A video recording and meeting notes are available for anyone interested in reviewing the session.

**AGENDA ITEM #9(b)**

**US 27 RAIL CORRIDOR MAP AND PRESENTATION**

Ms. Wuerstle reminded the council that a motion regarding the U.S. Rail Corridor was adopted at a previous meeting. Following that, a request was made to provide the related map and presentation, which Tom Lanahan subsequently submitted. She noted that no further action is required and that the materials are for informational purposes only.

Councilman Smith mentioned the presentation was already reviewed last month. Ms. Wuerstle confirmed this and reiterated that no vote was necessary. Commissioner McDaniel asked if there would be a presentation at the current meeting, to which Ms. Wuerstle responded that Tom Lanahan had presented it at the prior meeting—clarifying that McDaniel may have missed it due to being in Tallahassee at the time.

**AGENDA ITEM #9(c)(d)**

**SB1264 & HB1125 MEMO, FRCA FACT SHEET, RESOLUTION**

### **SB1264 & HB1125 COMPARISON**

Ms. Wuerstle introduced a memo and resolution included in the meeting packet addressing pending state legislation—Senate Bill 1264 and House Bill 1125. These bills, among other provisions, propose removing regional planning councils (RPCs) from state statutes. The resolution urges legislators to exclude RPCs from the proposed legislation to prevent their elimination. A fact sheet outlining the role and value of RPCs, along with a comparison of the two bills, was also included in the materials.

She informed the council that prior to the meeting, there was a call involving FRCA and lobbyist Ron Book. While the bills have not yet been heard, the legislative process is behind schedule, with plans to form subcommittees to address multiple bills. The process remains uncertain, with legislative rules in flux.

Commissioner McDaniel noted the disorganized nature of this year's legislative session, with unusual special sessions and deadline extensions. He asked whether the resolution required adoption at the current meeting, to which Ms. Wuerstle confirmed yes.

Commissioner McDaniel supported the resolution, emphasizing its simplicity. It solely requests the removal of RPCs from the bills without delving into details about their past work. He explained that the resolution serves as a unified message from all RPCs in the state to present to legislators.

Councilman Smith asked if every regional planning council was taking the same approach. Ms. Wuerstle confirmed that they were.

**Councilman Ron Smith offered a motion to adopt the Resolution 25-02. Commissioner Bill McDaniel seconded the motion to adopt the Resolution 25-02. The motion was approved unanimously.**

Ms. Wuerstle informed the council that a revised version of the fact sheet—originally attached to the resolution—no longer includes the Southwest Florida Regional Planning Council. She explained that this removal was made at the request of lobbyist Ron Book, who cited vague "chatter" within the Legislature regarding SWFRPC. The intent was to avoid drawing further attention that could potentially harm the council's standing.

Commissioner McDaniel asked whether the fact sheet was officially part of the resolution. Ms. Wuerstle confirmed that while it was included in the packet, it is not directly referenced in the resolution. Commissioner McDaniel stated that as long as the resolution itself remains unchanged, FRCA can adjust the fact sheet as they see fit.

Ms. Wuerstle then voiced her concern that this is not the first attempt to remove regional planning councils from state law. She referenced a previous instance where the Withlacoochee Regional Planning Council was dissolved while others remained. She expressed concern that SWFRPC could be the next targeted for elimination.

Councilman Smith questioned whether the "chatter" might suggest a potential merger of SWFRPC with other regional councils, such as Tampa or Miami. Ms. Wuerstle said she couldn't confirm that, as no specific details were provided.

Commissioner McDaniel offered insight into the nature of the "chatter," stating it likely stems from ongoing debate about the value and effectiveness of the SWFRPC, especially given the funding it has received over the years. He noted significant dissatisfaction from neighboring counties, including Lee, Charlotte, and Sarasota, which poses a political challenge. However, he reiterated that the resolution passed by the council simply asks for the removal of RPCs from the proposed bills, and he committed to engaging with Collier County's lobbyists to gather more detailed information.

He concluded by noting that while the bills have not yet been heard in committee, the legislative process often accelerates in the final two weeks of session. He promised to provide an update at the next meeting, once more is known about the outcome of the legislation and any associated discussions.

#### **AGENDA ITEM #9(e)** **GRANT ACIVITY SHEET (*Informational*)**

Ms. Wuerstle informed the council that she has requested the grant tracking sheet be included in all future meeting packets. This document outlines both historical and recent grant applications, regardless of their approval status, to keep members fully informed.

She then provided an update on a newly awarded resiliency grant from the Florida DEP. The grant involves collaboration among the coastal counties of Charlotte, Collier, Lee, and Sarasota. A kickoff meeting was held the previous week, with over 20 participants in attendance and was a very successful meeting. The project's main goal is to assess existing vulnerability studies and resiliency plans, identify completed work, and determine where gaps remain. Staff members Catherine, Alicia, and Jim were commended for their outstanding job. A recording of the meeting is available for anyone interested.

Ms. Wuerstle stressed that the primary issue raised was not the lack of resiliency plans, but the need for funding to implement those plans—an area that the council will now focus on addressing.

Commissioner McDaniel emphasized the importance of including inland waterway dredging in regional resiliency planning efforts. While he acknowledged that funding is a common concern, he cautioned against focusing solely on coastal resiliency—specifically beach restoration—at the expense of addressing inland flooding issues.

He noted that coastal communities often prioritize beach projects, such as building higher and wider shorelines, without sufficient attention to inland waterways. McDaniel argued that

during significant storm events like Hurricanes Ian, Milton, and Irma, tidal surges and heavy rainfall have overwhelmed inland areas due to insufficient waterway capacity.

He explained that resilient beach infrastructure can unintentionally redirect storm surge inland, causing widespread flooding when the excess water has nowhere else to go. This is compounded by sediment buildup—natural or manmade—that limits the volume and flow capacity of rivers, canals, and lakes.

Drawing on his experience with the 16-County Coalition for Lake Okeechobee, McDaniel highlighted that the lake's capacity is reduced by "legacy sediment" at the bottom, not just water levels. Removing sediment could restore needed volume, he said.

He urged staff and planners to ensure that inland volume creation, such as dredging, is integrated into all resiliency plans and funding strategies. Without it, communities will continue to face flooding both from coastal surges and inland rainfall, as demonstrated by past hurricanes that affected both coastal and inland regions alike.

Ms. Wuerstle provided a final grant-related update that is not yet reflected on the grant tracking sheet. She reported receiving a request from Charlotte County regarding the Burnt Store Road Coalition, which includes strong collaboration and support from Charlotte County, Lee County, Punta Gorda, and Cape Coral. The coalition aims to develop a comprehensive master plan for the Burnt Store Road corridor and is seeking assistance from the Regional Planning Council to write the necessary grants.

Ms. Wuerstle noted that she is currently reviewing approximately 15 documents outlining the coalition's goals and plans. While they intend to apply for a \$75,000 State Technical Planning Grant, she emphasized that the amount is insufficient to fund a full master plan. As a result, the Council is also exploring additional funding sources to support the project more effectively. She concluded by stating that this request, along with ongoing grant efforts, represents the Council's current workload.

## **AGENDA ITEM #10 COMMITTEE REPORTS**

### **AGENDA ITEM #10(a) EXECUTIVE COMMITTEE**

There was no update given as the Executive Committee has been meeting during the regular Council Meetings.

## **AGENDA ITEM #11 NEW BUSINESS**

No new business was discussed.

**AGENDA ITEM #12  
STATE AGENCIES COMMENTS/REPORTS**

No State Agency's reports given.

**AGENDA ITEM #13  
COUNCIL MEMBERS' COMMENTS**

Mr. McCormick mentioned that he met with Mr. John Fleming, the head of the Burnt Store Coalition, and his associate, stating that they are dedicated and serious about completing the Master Plan.

Councilman Kramer expressed his thoughts on the current situation, acknowledging that while Naples is not a required member, they aim to be good neighbors. He reflected on being initially assigned to the RPC, which was described as irrelevant and potentially defunct, but he disagreed with that assessment and believes the RPC still holds value. Councilman Kramer emphasized the importance of resiliency, both inland and along the coast, as a central focus for everyone involved. He made it clear that his team is willing to support the efforts, but they are committed to making a positive impact, not wasting time. He stated that if the RPC has a clear, logical path toward meaningful results, they are fully on board; otherwise, they do not want to spend time without progress.

Mr. Flood commented on the RPC bills, noting that by the end of the day, it would become clearer how significant these bills are and whether they will progress. Both bills have four committee stops, and with the session being in its third week out of nine, the agendas for the first committee stops will be announced later that day. If the bills are not included on the agenda, it would indicate that they are not a high priority for either the Senate President or the Speaker of the House.

**AGENDA ITEM #14  
ADJOURN**

The meeting ended at 10:45 a.m.

---

Commissioner Bill McDaniel, Chair

**The meeting was duly advertised in the March 11, 2025, issue of the FLORIDA ADMINISTRATIVE REGISTER, Volume 51, Number 49.**

Agenda

Item

7

7

Financials

7



# Agenda

---

## Item

---

7a

7a

Hgdtwct{ Financials

7a

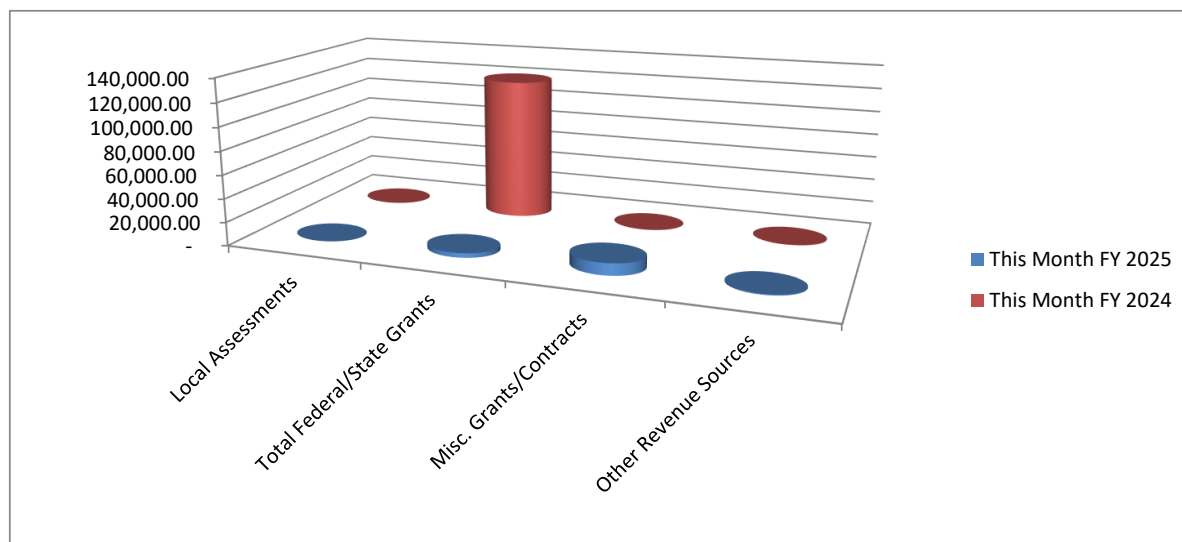
## 2024 - 2025 Workplan & Budget Financial Snapshot

### Feb-25

#### Revenues

Local Assessments  
Total Federal/State Grants  
Misc. Grants/Contracts  
Other Revenue Sources

**Monthly Revenues**



Notes: Local Assessments billed at the beginning of each quarter: October, January, April and July

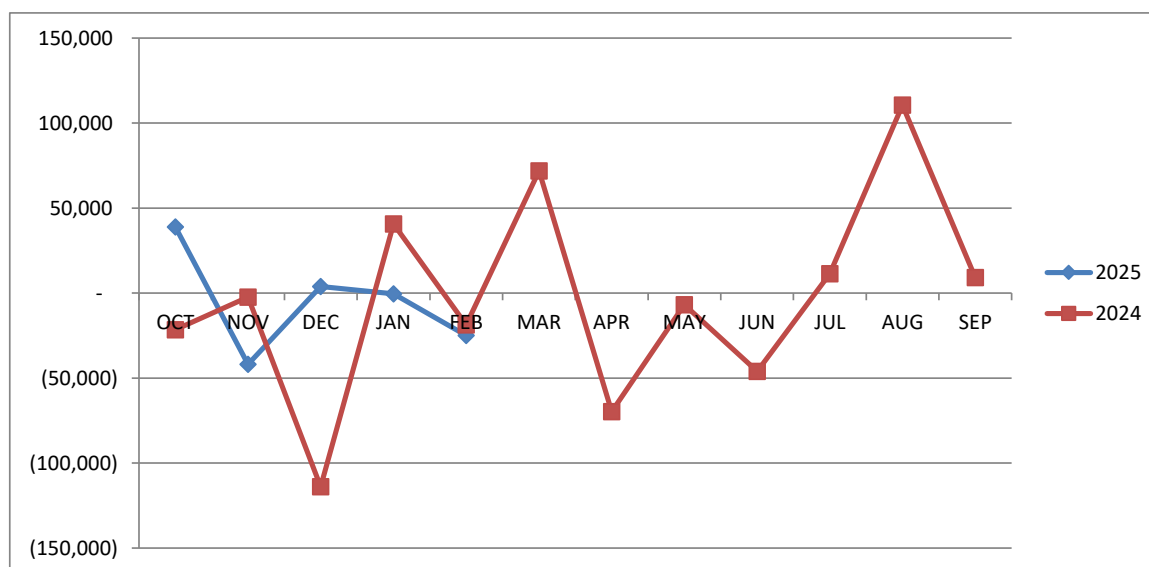
State/Federal Grants billed quarterly: LEPC, HMEP

Federal Grants billed Semi Annually: Economic Development

Misc. Grants/Contracts billed by deliverable: Interagency PO'S

Other(DRI) billed /recorded monthly as cost reimbursement

**Monthly Net Income (Loss)**



**YTD: Net Income (\$24,478) Unaudited**

# SWFRPC

## Detail of Reserve

### As of February 28, 2025

***Cash and Cash Equivalents:***

Petty Cash	\$ 200
FineMark Operating Funds	43,407
	<hr/>
<b><i>Total Cash and Cash Equivalents</i></b>	<b>\$ 43,607</b>

***Investments:***

FineMark Money Market	\$ 26,312
Local government Surplus Trust Fund Investment Pool (Fund A)	95,364
	<hr/>
<b><i>Total Investments</i></b>	<b>\$ 121,676</b>

Total Reserves	<hr/>
	<b>\$ 165,283</b>
	<hr/> <hr/>

**SWFRPC INCOME STATEMENT  
COMPARED WITH BUDGET  
FOR THE ONE MONTH ENDING FEBRUARY 28, 2025**

	Current Month	Year to Date A	FY 24-25 Approved Budget B	% Of Budget Year to Date	Budget Remaining
<b>REVENUES</b>					
<b>LOCAL ASSESSMENTS</b>					
COLLIER COUNTY	-	57,026	0	0%	\$ -
GLADES COUNTY	-	1,889	3,777	50%	\$ 1,889
CITY OF NAPLES	-	2,896	5,792	0%	\$ 1,446
CITY OF FM (*1/10/25 Not Participating)	-	14,657	29,313	50%	\$ 14,657
TOWN OF FORT MYERS BEACH INC	-	489	977	50%	\$ 489
CITY VENICE (*10/17/24 Not Participating)	-	-	8,338	0%	\$ -
<b>TOTAL LOCAL ASSESSMENTS</b>	<b>\$ -</b>	<b>\$ 76,956</b>	<b>\$ 48,197</b>	<b>160%</b>	<b>\$ 18,480</b>
<b>FEDERAL / STATE GRANTS</b>					
DEM - LEPC 23/24	-	-	-	0%	\$ -
DEM - LEPC 24/25	-	13,050	90,000	N/A	\$ 76,950
DEM - HMEP 22/25	-	-	30,724	0%	\$ 30,724
DEM - Lee/Collier Hazard Analysis 24/25	3,785	3,785	9,462	40%	\$ 5,677
EDA - CEDS Planning 23-25	-	9,689	100,000	10%	\$ 90,311
EDA - Disaster Recovery Coordinator Ian	-	52,406	71,084	100%	\$ -
FDEP - Marco Island Vulnerability	-	-	9,000	0%	\$ 9,000
EPA - Brownfields	-	4,679	191,410	2%	\$ 186,731
USDA - Regional Food Systems - USDA	-	82,112	209,448	39%	\$ 127,336
Vista Supervisor	-	8,017	19,637	41%	\$ 11,620
Promise Zone	-	-	-	N/A	\$ -
<b>TOTAL FEDERAL / STATE GRANTS</b>	<b>\$ 3,785</b>	<b>\$ 173,738</b>	<b>\$ 730,765</b>	<b>24%</b>	<b>\$ 538,350</b>
<b>MISC. GRANTS / CONTRACTS/CONTRACTUAL</b>					
CHNEP Calendar 2024	5,000	5,000	-	N/A	\$ -
CHNEP Calendar 2025	5,000	5,000	5,000	N/A	\$ -
FHERO	-	-	8,000	0%	\$ 8,000
<b>TOTAL MISC. GRANTS/CONTRACTS</b>	<b>\$ 10,000</b>	<b>\$ 10,000</b>	<b>\$ 8,000</b>	<b>125%</b>	<b>\$ 8,000</b>
<b>DRIS/NOPCS/MONITORING</b>					
DRI MONITORING FEES	- \$	- \$	-	N/A	\$ -
DRIS/NOPCS INCOME	- \$	1,875 \$	21,000	N/A	\$ 19,125
<b>TOTAL</b>	<b>\$ -</b>	<b>\$ 1,875</b>	<b>\$ 21,000</b>		<b>\$ 19,125</b>
<b>Program Development (Unsecured Grants/Contract)</b>					
*Program Development (Unsecured)	-	-	-	100%	\$ -
<b>TOTAL PROGRAM DEVELOPMENT</b>	<b>\$ -</b>	<b>\$ -</b>	<b>\$ -</b>	<b>-</b>	<b>\$ -</b>
<b>OTHER REVENUE SOURCES</b>					
Misc. Income	390	390	400	98%	\$ 10

	Current Month	Year to Date A	FY 24-25 Approved Budget B	% Of Budget Year to Date	Budget Remaining
INTEREST INCOME - Money Market	6	40	800	5%	\$ 760
Fund A Investment Income	331	1,850	800	231%	\$ (1,050)
<b>TOTAL OTHER REVENUE SOURCES</b>	<b>\$ 726</b>	<b>\$ 2,281</b>	<b>\$ 2,000</b>	<b>114%</b>	<b>\$ (281)</b>
<i>Fund Balance</i>	<i>\$ -</i>	<i>\$ -</i>			
<b>TOTAL REVENUES</b>	<b>\$ 14,511</b>	<b>\$ 264,849</b>	<b>\$ 809,962</b>	<b>33%</b>	<b>\$ 583,673</b>

## EXPENSES

PERSONNEL EXPENSES					
SALARIES EXPENSE	\$ 25,597	\$ 122,864	\$ 280,758	44%	\$ 157,894
FICA EXPENSE	1,944	9,328	23,339	40%	\$ 14,011
RETIREMENT EXPENSE	6,371	31,533	84,346	37%	\$ 52,813
HEALTH INSURANCE EXPENSE	3,901	18,115	38,520	47%	\$ 20,405
WORKERS COMP. EXPENSE	104	312	1,011	31%	\$ 699
UNEMPLOYMENT COMP. EXPENSE	-	-	-	N/A	-
<b>TOTAL PERSONNEL EXPENSES</b>	<b>\$ 37,918</b>	<b>\$ 182,151</b>	<b>\$ 427,974</b>	<b>43%</b>	<b>245,823</b>
OPERATIONAL EXPENSES					
CONSULTANTS	\$ 589	\$ 3,013	\$ 12,625	24%	\$ 9,612
GRANT/CONSULTING EXPENSE	-	67,910	376,824	18%	\$ 308,914
AUDIT SERVICES EXPENSE	-	1,000	30,000	3%	\$ 29,000
TRAVEL EXPENSE	-	457	23,000	2%	\$ 22,543
TELEPHONE EXPENSE	-	4	-	#DIV/0!	\$ (4)
POSTAGE / SHIPPING EXPENSE	-	-	-	N/A	\$ -
INSURANCE EXPENSE	28	6,062	7,044	86%	\$ 982
PRINTING/REPRODUCTION EXPENSE	-	580	1,000	58%	\$ 421
ADVERTISING/LEGAL NOTICES EXP	57	15,132	1,600	946%	\$ (13,532)
OTHER MISC. EXPENSE	-	50	500	10%	\$ 450
BANK SERVICE CHARGES	112	608	800	N/A	\$ 192
OFFICE SUPPLIES EXPENSE	183	1,130	1,000	113%	\$ (130)
COMPUTER RELATED EXPENSE	633	5,854	21,947	27%	\$ 16,093
DUES AND MEMBERSHIP	-	-	2,699	0%	\$ 2,699
PROFESSIONAL DEVELOPMENT	-	-	-	N/A	\$ -
MEETINGS/EVENTS EXPENSE	-	5,377	2,000	269%	\$ (3,377)
CAPITAL OUTLAY - OPERATIONS	-	-	-	N/A	\$ -
UNCOLLECTABLE RECEIVABLES	-	-	-	N/A	\$ -
<b>FUND BALANCE</b>			<b>\$ 453,577</b>		
<b>OPERATIONAL EXP.</b>	<b>\$ 1,603</b>	<b>\$ 107,176</b>	<b>\$ 934,616</b>	<b>11%</b>	<b>373,863</b>

	Current Month	Year to Date A	FY 24-25 Approved Budget B	% Of Budget Year to Date	Budget Remaining
TOTAL OPERATIONAL EXP.			\$ 934,616		
TOTAL CASH OUTLAY	\$ 39,520	\$ 289,327	\$ 1,362,590		\$ 619,686
NET INCOME (LOSS)	<u>\$ (25,009)</u>	<u>\$ (24,478)</u>			

SWFRPC  
Balance Sheet  
February 28, 2025

ASSETS

Current Assets		
Cash - Florida Prime	\$	95,364.43
Cash - FineMark Oper.		43,406.53
Cash - FineMark MM		26,311.99
Petty Cash		200.00
Accounts Receivable		102,992.03
Transfer of Funds		30.00
		<hr/>
Total Current Assets		268,304.98
Property and Equipment		
Property, Furniture & Equip		43,026.31
Accumulated Depreciation		(43,025.31)
		<hr/>
Total Property and Equipment		1.00
Other Assets		
Amount t.b.p. for L.T.L.-Leave		41,305.44
FSA Deposit		0.29
Amt t.b.p. for L.T.Debt-OPEB		1,681.00
		<hr/>
Total Other Assets		42,986.73
		<hr/>
Total Assets	\$	<u><u>311,292.71</u></u>

LIABILITIES AND CAPITAL

Current Liabilities		
Deferred_Palmer_Ranch_5362	\$	13,125.00
FICA Taxes Payable		1,369.41
Federal W/H Tax Payable		(2,545.64)
United way Payable		322.00
Deferred Compensation Payable		(25.00)
FSA Payable		(2,222.64)
LEPC Contingency Fund		305.25
		<hr/>
Total Current Liabilities		10,328.38
Long-Term Liabilities		
Accrued Annual Leave		41,305.44
Long Term Debt - OPEB		1,681.00
		<hr/>
Total Long-Term Liabilities		42,986.44
		<hr/>
Total Liabilities		53,314.82
Capital		
Fund Balance-Unassigned		(231,544.02)
Fund Balance-Assigned		514,000.00
Net Income		(24,478.09)
		<hr/>
Total Capital		257,977.89
		<hr/>
Total Liabilities & Capital	\$	<u><u>311,292.71</u></u>

# Agenda

---

## Item

---

7d

7d

O ctej Financials

7d

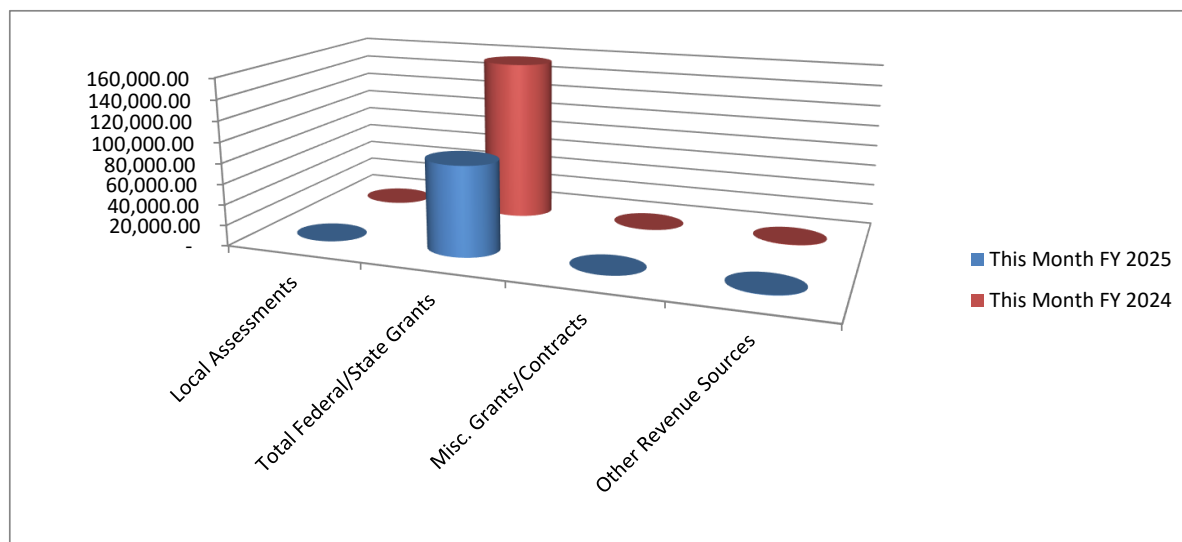


## 2024 - 2025 Workplan & Budget Financial Snapshot Mar-25

### Revenues

Local Assessments  
Total Federal/State Grants  
Misc. Grants/Contracts  
Other Revenue Sources

**Monthly Revenues**



Notes: Local Assessments billed at the beginning of each quarter: October, January, April and July

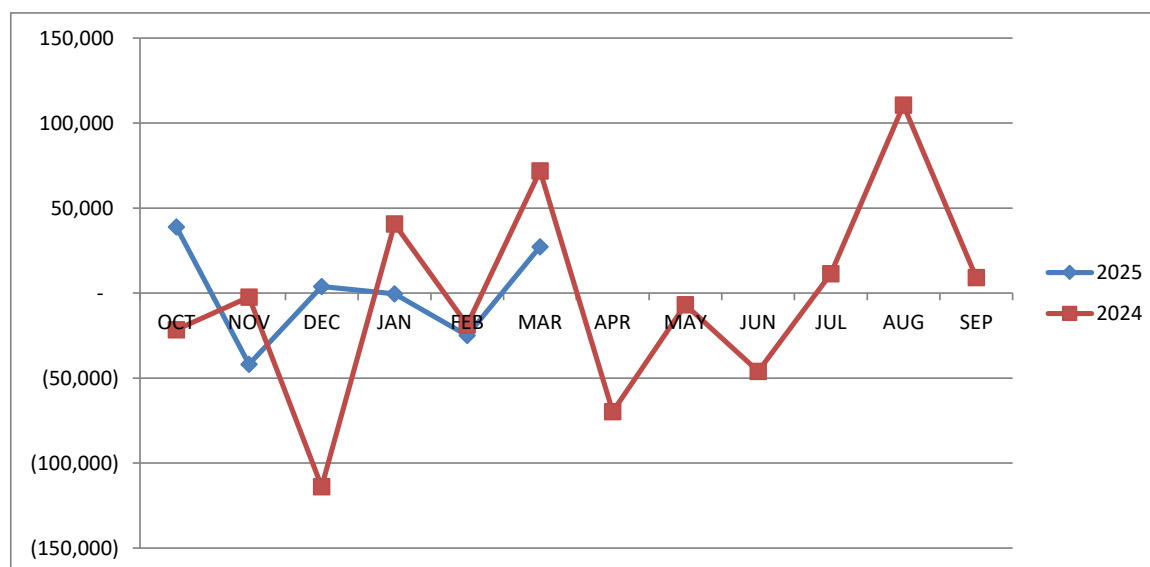
State/Federal Grants billed quarterly: LEPC, HMEP

Federal Grants billed Semi Annually: Economic Development

Misc. Grants/Contracts billed by deliverable: Interagency PO'S

Other(DRI) billed /recorded monthly as cost reimbursement

**Monthly Net Income (Loss)**



**YTD: Net Income \$2,746 Unaudited**

# SWFRPC

## Detail of Reserve

### As of March 31, 2025

***Cash and Cash Equivalents:***

Petty Cash	\$ 200
FineMark Operating Funds	52,413
	<hr/>
<b><i>Total Cash and Cash Equivalents</i></b>	<b>\$ 52,613</b>

***Investments:***

FineMark Money Market	\$ 26,316
Local government Surplus Trust Fund Investment Pool (Fund A)	95,729
	<hr/>
<b><i>Total Investments</i></b>	<b>\$ 122,046</b>

Total Reserves	<hr/>
	<b>\$ 174,659</b>
	<hr/> <hr/>

**SWFRPC INCOME STATEMENT  
COMPARED WITH BUDGET  
FOR THE ONE MONTH ENDING MARCH 31, 2025**

	Current Month	Year to Date A	FY 24-25 Approved Budget B	% Of Budget Year to Date	Budget Remaining
<b>REVENUES</b>					
<b>LOCAL ASSESSMENTS</b>					
COLLIER COUNTY	-	57,026	0	0%	\$ -
GLADES COUNTY	-	1,889	3,777	50%	\$ 1,889
CITY OF NAPLES	-	2,896	5,792	0%	\$ 1,446
CITY OF FM (*1/10/25 Not Participating)	-	14,657	29,313	50%	\$ 14,657
TOWN OF FORT MYERS BEACH INC	-	489	977	50%	\$ 489
CITY VENICE (*10/17/24 Not Participating)	-	-	8,338	0%	\$ -
<b>TOTAL LOCAL ASSESSMENTS</b>	<b>\$ -</b>	<b>\$ 76,956</b>	<b>\$ 48,197</b>	<b>160%</b>	<b>\$ 18,480</b>
<b>FEDERAL / STATE GRANTS</b>					
DEM - LEPC 23/24	-	-	-	0%	\$ -
DEM - LEPC 24/25	13,050	26,100	90,000	N/A	\$ 63,900
DEM - HMEP 22/25	21,886	21,886	30,724	71%	\$ 8,838
DEM - Lee/Collier Hazard Analysis 24/25	-	3,785	9,462	40%	\$ 5,677
EDA - CEDS Planning 23-25	35,096	44,784	100,000	45%	\$ 55,216
EDA - Disaster Recovery Coordinator Ian	-	52,406	71,084	100%	\$ -
FDEP - Marco Island Vulnerability	-	-	9,000	0%	\$ 9,000
EPA - Brownfields	-	4,679	191,410	2%	\$ 186,731
USDA - Regional Food Systems - USDA	-	82,112	209,448	39%	\$ 127,336
Vista Supervisor	16,457	24,474	19,637	125%	\$ (4,837)
Promise Zone	-	-	-	N/A	\$ -
<b>TOTAL FEDERAL / STATE GRANTS</b>	<b>\$ 86,489</b>	<b>\$ 260,226</b>	<b>\$ 730,765</b>	<b>36%</b>	<b>\$ 451,861</b>
<b>MISC. GRANTS / CONTRACTS/CONTRACTUAL</b>					
CHNEP Calendar 2024	-	5,000	-	N/A	\$ -
CHNEP Calendar 2025	-	5,000	5,000	N/A	\$ -
FHERO	-	-	8,000	0%	\$ 8,000
<b>TOTAL MISC. GRANTS/CONTRACTS</b>	<b>\$ -</b>	<b>\$ 10,000</b>	<b>\$ 8,000</b>	<b>125%</b>	<b>\$ 8,000</b>
<b>DRIS/NOPCS/MONITORING</b>					
DRI MONITORING FEES	- \$	- \$	-	N/A	\$ -
DRIS/NOPCS INCOME	- \$	1,875 \$	21,000	N/A	\$ 19,125
<b>TOTAL</b>	<b>\$ -</b>	<b>\$ 1,875</b>	<b>\$ 21,000</b>		<b>\$ 19,125</b>
<b>Program Development (Unsecured Grants/Contract)</b>					
*Program Development (Unsecured)	-	-	-	100%	\$ -
<b>TOTAL PROGRAM DEVELOPMENT</b>	<b>\$ -</b>	<b>\$ -</b>	<b>\$ -</b>	<b>-</b>	<b>\$ -</b>
<b>OTHER REVENUE SOURCES</b>					
Misc. Income	-	390	400	98%	\$ 10

	Current Month	Year to Date A	FY 24-25 Approved Budget B	% Of Budget Year to Date	Budget Remaining
INTEREST INCOME - Money Market	4	45	800	6%	\$ 755
Fund A Investment Income	365	2,215	800	277%	\$ (1,415)
<b>TOTAL OTHER REVENUE SOURCES</b>	<b>\$ 370</b>	<b>\$ 2,650</b>	<b>\$ 2,000</b>	<b>133%</b>	<b>\$ (650)</b>

*Fund Balance* \$ - \$ -

<b>TOTAL REVENUES</b>	<b>\$ 86,858</b>	<b>\$ 351,707</b>	<b>\$ 809,962</b>	<b>43%</b>	<b>\$ 496,815</b>
-----------------------	------------------	-------------------	-------------------	------------	-------------------

## EXPENSES

PERSONNEL EXPENSES					
SALARIES EXPENSE	\$ 27,517	\$ 150,381	\$ 280,758	54%	\$ 130,377
FICA EXPENSE	2,091	11,419	23,339	49%	\$ 11,920
RETIREMENT EXPENSE	6,979	38,511	84,346	46%	\$ 45,835
HEALTH INSURANCE EXPENSE	3,901	22,016	38,520	57%	\$ 16,504
WORKERS COMP. EXPENSE	104	416	1,011	41%	\$ 595
UNEMPLOYMENT COMP. EXPENSE	-	-	-	N/A	-
<b>TOTAL PERSONNEL EXPENSES</b>	<b>\$ 40,592</b>	<b>\$ 222,743</b>	<b>\$ 427,974</b>	<b>52%</b>	<b>205,231</b>

OPERATIONAL EXPENSES					
CONSULTANTS	\$ -	\$ 3,013	\$ 12,625	24%	\$ 9,612
GRANT/CONSULTING EXPENSE	16,493	84,404	376,824	22%	\$ 292,420
AUDIT SERVICES EXPENSE	-	1,000	30,000	3%	\$ 29,000
TRAVEL EXPENSE	906	1,363	23,000	6%	\$ 21,637
TELEPHONE EXPENSE	-	4	-	#DIV/0!	\$ (4)
POSTAGE / SHIPPING EXPENSE	-	-	-	N/A	\$ -
INSURANCE EXPENSE	28	6,090	7,044	86%	\$ 954
PRINTING/REPRODUCTION EXPENSE	-	580	1,000	58%	\$ 421
ADVERTISING/LEGAL NOTICES EXP	-	15,132	1,600	946%	\$ (13,532)
OTHER MISC. EXPENSE	-	50	500	10%	\$ 450
BANK SERVICE CHARGES	155	763	800	N/A	\$ 37
OFFICE SUPPLIES EXPENSE	735	1,865	1,000	187%	\$ (865)
COMPUTER RELATED EXPENSE	724	6,578	21,947	30%	\$ 15,369
DUES AND MEMBERSHIP	-	-	2,699	0%	\$ 2,699
PROFESSIONAL DEVELOPMENT	-	-	-	N/A	\$ -
MEETINGS/EVENTS EXPENSE	-	5,377	2,000	269%	\$ (3,377)
CAPITAL OUTLAY - OPERATIONS	-	-	-	N/A	\$ -
UNCOLLECTABLE RECEIVABLES	-	-	-	N/A	\$ -

FUND BALANCE \$ 453,577

<b>OPERATIONAL EXP.</b>	<b>\$ 19,042</b>	<b>\$ 126,218</b>	<b>\$ 934,616</b>	<b>14%</b>	<b>354,821</b>
-------------------------	------------------	-------------------	-------------------	------------	----------------

\	FY 24-25			
	Current Month	Year to Date A	Approved Budget B	% Of Budget Year to Date
				Budget Remaining
TOTAL OPERATIONAL EXP.			\$ 934,616	
TOTAL CASH OUTLAY	\$ 59,634	\$ 348,961	\$ 1,362,590	\$ 560,052
NET INCOME (LOSS)	<u>\$ 27,224</u>	<u>\$ 2,746</u>		

SWFRPC  
Balance Sheet  
March 31, 2025

ASSETS

Current Assets		
Cash - Florida Prime	\$	95,729.46
Cash - FineMark Oper.		52,413.08
Cash - FineMark MM		26,316.46
Petty Cash		200.00
Accounts Receivable		121,093.23
Transfer of Funds		30.00
		<hr/>
Total Current Assets		295,782.23
Property and Equipment		
Property, Furniture & Equip		43,026.31
Accumulated Depreciation		(43,025.31)
		<hr/>
Total Property and Equipment		1.00
Other Assets		
Amount t.b.p. for L.T.L.-Leave		41,305.44
FSA Deposit		0.29
Amt t.b.p. for L.T.Debt-OPEB		1,681.00
		<hr/>
Total Other Assets		42,986.73
		<hr/>
Total Assets	\$	<u><u>338,769.96</u></u>

LIABILITIES AND CAPITAL

Current Liabilities		
Deferred_Palmer_Ranch_5362	\$	13,125.00
FICA Taxes Payable		1,491.81
Federal W/H Tax Payable		(2,491.72)
United way Payable		322.00
Deferred Compensation Payable		(25.00)
FSA Payable		(2,145.72)
LEPC Contingency Fund		305.25
		<hr/>
Total Current Liabilities		10,581.62
Long-Term Liabilities		
Accrued Annual Leave		41,305.44
Long Term Debt - OPEB		1,681.00
		<hr/>
Total Long-Term Liabilities		42,986.44
		<hr/>
Total Liabilities		53,568.06
Capital		
Fund Balance-Unassigned		(231,544.02)
Fund Balance-Assigned		514,000.00
Net Income		2,745.92
		<hr/>
Total Capital		285,201.90
		<hr/>
Total Liabilities & Capital	\$	<u><u>338,769.96</u></u>

# Agenda

---

## Item

---

7e

7e

Draft Comparison of Assessments  
(Current vs Proposed)  
(Informational)

7e

## Assessment Comparison

Per Capita: Current (\$.30) Proposed (\$.15)

### County

MEMBER	POPULATION 2023 (BEER Estimates)	CURRENT ASSESSMENT .30/Capita	Quarterly Assessment	PROPOSED ASSESSMENT .15/Capita	Quarterly Assessment
Charlotte County	204,126	\$ 61,237.80	\$ 15,309.45	\$ 30,618.90	\$ 7,654.73
Collier County	399,480	\$ 119,844.00	\$ 29,961.00	\$ 59,922.00	\$ 14,980.50
Glades County	12,591	\$ 3,777.30	\$ 944.33	\$ 1,888.65	\$ 472.16
Hendry County	40,895	\$ 12,268.50	\$ 3,067.13	\$ 6,134.25	\$ 1,533.56
Lee County	800,989	\$ 240,296.70	\$ 60,074.18	\$ 120,148.35	\$ 30,037.09
Sarasota County	464,223	\$ 139,266.90	\$ 34,816.73	\$ 69,633.45	\$ 17,408.36
<b>Total Assessments</b>	<b>1,922,304</b>	<b>\$ 576,691</b>	<b>\$ 144,172.80</b>	<b>\$ 288,346</b>	<b>\$ 72,086.40</b>

### Municipalities

MEMBER	POPULATION 2023 (BEER Estimates)	CURRENT ASSESSMENT .30/Capita	Quarterly Assessment	PROPOSED ASSESSMENT .15/Capita	Quarterly Assessment
Punta Gorda	20,410	\$ 6,123.00	\$ 1,530.75	\$ 3,061.50	\$ 765.38
Everglades	376	\$ 112.80	\$ 28.20	\$ 56.40	\$ 14.10
Marco Island	16,198	\$ 4,859.40	\$ 1,214.85	\$ 2,429.70	\$ 607.43
Naples	19,306	\$ 5,791.80	\$ 1,447.95	\$ 2,895.90	\$ 723.98
Moore Haven	1,529	\$ 458.70	\$ 114.68	\$ 229.35	\$ 57.34
Clewiston	7,278	\$ 2,183.40	\$ 545.85	\$ 1,091.70	\$ 272.93
Labelle	5,083	\$ 1,524.90	\$ 381.23	\$ 762.45	\$ 190.61
Bonita Springs	54,868	\$ 16,460.40	\$ 4,115.10	\$ 8,230.20	\$ 2,057.55
Cape Coral	213,301	\$ 63,990.30	\$ 15,997.58	\$ 31,995.15	\$ 7,998.79
Estero	37,507	\$ 11,252.10	\$ 2,813.03	\$ 5,626.05	\$ 1,406.51
Fort Myers	97,711	\$ 29,313.30	\$ 7,328.33	\$ 14,656.65	\$ 3,664.16
Fort Myers Beach	3,255	\$ 976.50	\$ 244.13	\$ 488.25	\$ 122.06
Sanibel	5,946	\$ 1,783.80	\$ 445.95	\$ 891.90	\$ 222.98
Longboat Key	4,776	\$ 1,432.80	\$ 358.20	\$ 716.40	\$ 179.10
North Port	86,552	\$ 25,965.60	\$ 6,491.40	\$ 12,982.80	\$ 3,245.70
Sarasota	57,005	\$ 17,101.50	\$ 4,275.38	\$ 8,550.75	\$ 2,137.69
Venice	27,793	\$ 8,337.90	\$ 2,084.48	\$ 4,168.95	\$ 1,042.24
<b>Total Assessments</b>	<b>658,894</b>	<b>\$ 197,668</b>	<b>\$ 36,207.60</b>	<b>\$ 98,834</b>	<b>\$ 18,103.80</b>



# --- Agenda --- Item

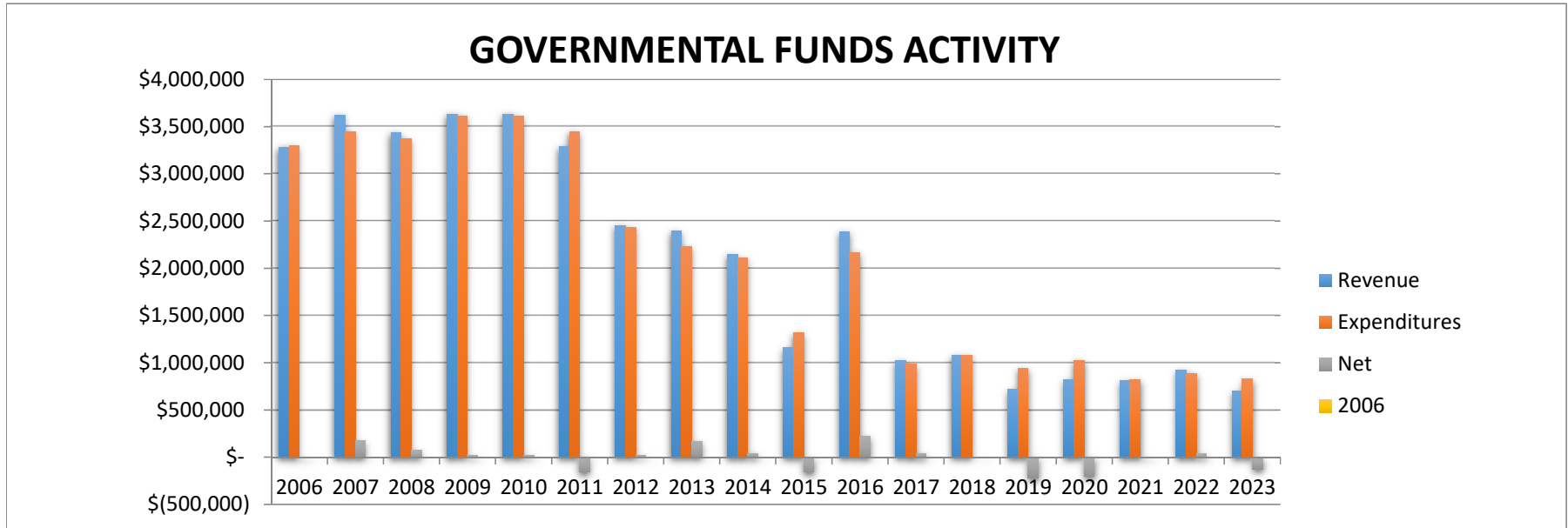
7f

7f

Government Fund Activity  
(Informational)

7f

**SOUTHWEST FLORIDA REGIONAL PLANNING COUNCIL**  
**GRAPH - COMPARATIVE SUMMARY OF REVENUES, EXPENDITURES AND**  
**CHANGES IN FUND BALANCE (FUND BASIS STATEMENTS) - ALL FUNDS**  
**Fiscal Years Ended September 30, 2006 - September 30, 2023**



Fiscal Yr	Revenue	Expenditures	Net
2006	\$ 3,282,874	\$ 3,293,955	\$ (11,081)
2007	3,620,972	3,448,094	172,878
2008	3,439,973	3,367,828	72,145
2009	3,631,561	3,613,833	17,728
2010	3,633,853	3,609,479	24,374
2011	3,288,138	3,448,360	(160,222)
2012	2,453,411	2,430,302	23,109 ***
2013	2,397,441	2,231,934	165,507
2014	2,145,900	2,105,488	40,412
2015	1,157,034	1,317,493	(160,459) *
2016	2,388,620	2,165,278	223,342 ****
2017	1,025,345	984,746	40,599
2018	1,080,206	1,078,114	2,092
2019	719,149	942,205	(223,056)
2020	821,515	1,024,052	(202,537)
2021	812,304	821,590	(9,286)
2022	923,912	889,926	33,986
2023	701,645	827,221	(125,576)

\* NEP departed 10/1/14

\*\*\*\* includes sale of building

\*\*\* MPO departed

Agenda

Item

8

8

Consent Agenda

8

Agenda

Item

9

9

Directors Report

9



## EXECUTIVE DIRECTOR'S REPORT: April 17, 2025

### **Mission Statement:**

*To work together across neighboring communities to consistently protect and improve the unique and relatively unspoiled character of the physical, economic and social worlds we share...for the benefit of our future generations.*

### **1. Management / Operations**

#### **a. Legislative Updates**

- SB1264 and HB1125 See Attached Summary and Fact Sheets

### **2. Resource Development and Capacity Building**

- FRCA Updates - See Attachment
- Promise Zone Grants (as of December 11, 2024)

Awarded: \$5,306,160.25

Pending: \$1,262,667

Denied: \$26,540,098.50

Underdevelopment: NA

### **3. Second Quarter : January – March 2025**

#### **a. Recovery and Resiliency Projects**

- Awarded \$239,700 RRDG Grant submitted to FHERO for Economic Development
- Pending NOAA grant for \$500,000 to reinforce the docks for the Shrimp Industry
- **Awarded \$282,000 FDEP Resiliency Florida Grant for SWFL Resilience Collaborative Project**
- Burnt Store Corridor Coalition – See Attached
- Next RPC Meeting May 15, 2025

## MONTHLY ACTIVITY REPORT: March 2025

### ASSOCIATION MANAGEMENT

- Prepared agenda and hosted the March EDAC Meeting
- Monthly meeting with FRCA's Bookkeeper and EDAC Treasurer
- Received Legislative Updates from FRCAs Legislative Consultants and provide weekly updates to the EDAC as needed
- **Coordinated response to Senate Bill 1264 and House Bill 1125 with EDAC and FRCA's lobbyist Ron Book and Rana Brown**, which included coordinating multiple meetings with EDAC, drafting FRCA's Fact Sheet, analyzing SB 1264 and HB 1125, coordinating RPC speakers and advocates for Senate Commerce Committee on March 31<sup>st</sup>, and other activities necessary to advocate on behalf of Florida's RPCs.

### RESOURCE DEVELOPMENT/CAPACITY BUILDING and OUTREACH

- Completed and published FRCA's new website – [FLRegionalCouncils.org](http://FLRegionalCouncils.org)
- Attended **2025 Rural Counties Days** reception and capitol day on March 19<sup>th</sup>-20<sup>th</sup>. FRCA was proud to join other sponsors to support Florida's Rural Counties.
- Attended the **Florida Economic Development Councils Board and Partners Roundtable** at the invitation of Executive Director Beth Cicchetti.
- Attended **Florida Commerce Spring Rural Economic Development Initiative (REDI) meeting** at the Wakulla Environmental Institute.
- Sponsorship & Exhibitor applications for **Florida Association of Counties Annual Conference**.
- Attended LEPC Coordinators meeting and discussed plans for future workgroup meetings with lead staff in multiple departments.

**As we continue to advocate for Florida's Regional Planning Councils, we want to thank all RPC Board Members, Partners and advocates for your support in recent weeks!**



**With your help, we are making progress, and we will continue to advocate for our RPCs until the end of the 2025 Legislative Session.**

**We also want to thank those who traveled to Tallahassee to testify before the *Senate Commerce and Tourism Committee* on March 31<sup>st</sup>!**

**Scott Koons**, Executive Director NCFRPC; **Commissioner Rick Davis**, Madison County, NCFRPC Board Member; **Commissioner Quincee Messersmith**, Wakulla County, ARPC Vice Chair; **Mr. Tom Lewis**, Terracon; **Mrs. Beth Payne**, Chief Executive Officer NEFRC; **Mr. Darryl Register**, Baker County Chamber of Commerce, NEFRC Gubernatorial Appointee and FRCA 1<sup>st</sup> Vice President; **Mayor Sean Lynch**, City of Baldwin and NEFRC Board Member; *(not in photo)* **Mr. Kurvin Qualls**, Chair ECRC, Gubernatorial Appointee; **Mayor Pro Tem April Sutton**, City of Mary Esther, ECRC Vice Chair

Agenda

Item

9a

9a

Dwtpv'Uvqtg'Eqttkf qt'Eqcrlkqp

9a



## BURNT STORE CORRIDOR COALITION

### **ABOUT THE BSCC:**

The Burnt Store Corridor Coalition (BSCC) represents over 11,000 residents living along Burnt Store Road. The group consists of communities from Punta Gorda, Southern Charlotte County, Northern Lee County and northwest Cape Coral. The coalition is aligned with a state movement seeking to bring various stakeholders and community leaders together to work cooperatively to address community concerns. The BSCC stands in opposition of any policies or projects which we feel will endanger our wildlife, devastate our infrastructure, and diminish our quality of life.

### **WHY WE CAME TOGETHER:**

The pace of growth along the corridor presents many challenges and calls for proactive initiatives to ensure our quality of life is preserved. If we were to allow haphazard growth, we put our communities at risk and place our future in the hands of outside developers. As a solution we turned to the work done by the *Burnt Store Improvement Initiative* in 2005. That coalition of community advocates helped shape what is now referred to as the *Burnt Store Area Plan*. The plan represented a collaboration of elected officials, county administrators, environmental leaders, and residents to create what would become a master plan for the area. Our current challenges include the development of 5100 units from Norte Dame Ave to the Lee County line and development south of Burnt Store Marina into northwest Cape Coral



## **MISSION STATEMENT:**

The coalition looks to elevate the voices of our homeowners through collaborative planning, community action, and policy advocacy and enforcement. We look to provide a forum for state and local representatives to interact with constituents in a positive manner to create policies which strengthen the community and preserve our quality of life. Our primary areas of concern include wildlife preservation, hardening our infrastructure, and public safety. The BSCC is intended to serve as a vehicle for cross-county advocacy on issues of common concern.

## **OUR PRIORTIES:**

- Preserving natural habit for wildlife, especially endangered species.
- A continuous analysis of weaknesses to drainage and sheet flow plaguing existing neighborhoods.
- Increasing public safety to address unsafe driving conditions on Burnt Store Road.
- Studying traffic patterns to identify those areas which benefit from traffic lights.
- Expanding Burnt Store Road from Pine Island Road to the Charlotte County line from two lanes to four.
- Expanding waste water treatment facilities to address planned growth projections.
- Adding commercial development along the corridor.
- Working with elected officials and medical institutions to attract reliable medical facilities in southern Charlotte County.
- Creating parks and recreational areas.
- Paving of Vincent Road with the cost to be shared by Lee and Charlotte counties.



# Agenda

## Item

9d

9d

I tcpv'Cevkxkv{ 'Uj ggv"

9d

Aw+D1:28 Garded	Job ID	Funding Agency	Project Manager	Project Name	App Due Date	Date Submitted	Date Awarded / Denied	Date Contract Signed	Project Total	RPC Amt	Start Date	End Date	Status	Total Match Amt-RPC
Pending		NOAA-	Alysia Cancel	Marketing for Shrimp Industry	11/23/2024	11/23/2024			\$500,000	\$20,000				
Pending		NOAA	Catherine Peralta	Reinforce Docks for Shrimp Industry	11/23/2024	11/23/2024			\$500,000	\$20,000				
YES	3186	FDEM	Asmaa Odeh	LEPC FY24-25					\$90,000	\$90,000.00	7/1/2024	6/30/2025	In Progress	NA
YES	3209	FDEM	Asmaa Odeh	HMEP FY22-25					\$186,096				In Progress	NA
YES	3730	FDEM	Asmaa Odeh	Hazard Analysis 24-25						\$9,505.65			In Progress	NA
YES	4011/ 4012	Florida RRDG Grant for FHRO	Margaret Wuerstle	FY 24-25 FHRO RRDG grant					\$188,625 grant & \$62,875 Match	\$8,000	10/1/2022	9/30/2025	In Progress	
YES		FDEP Resiliency Florida Grant	M Wuerstle	SWF Resilience Collaborative Project		6/8/2024	11/12/2024		\$282,000	\$282,000.00			In Progress	NA
YES	3681	EPA Brownfields assessment	Asmaa Odeh	Gades County Brownfield Assessment	12/1/2021	1/30/2021	May-22		\$500,000	\$20,000	7/1/2022	9/30/2026	In Progress	NA
YES	3902	AmeriCorps - CNCS - Corporation for National and Community Service	Asmaa Odeh	VISTA Supervisor/Promise Zone Coordinator			Oct-18		\$68,076	\$43,000	9/8/2024	9/20/2025	In Progress/ Rolling Grant	\$ 25,076.00
YES		Florida DEP	Asmaa Odeh/Charity Franks/M Wuerstle	City of Marco Island Vulnerability Assessment	6/21/2022	6/21/2022	2/14/2-23		\$78,000	\$9,000				NA
YES	3360	DEO Planning Grant	M.Wuerstle	Shrimp Master Plan		6/1/2023	8/15/2023		\$75,000	\$15,000	7/1/2023	6/30/2024	Completed	
YES	3423	EDA - US Economic Development Administration	Margaret Wuerstle	Hurricane Ian Recovery Coordinator		10/20/2022			\$321,826	\$321,826	1/6/2023	1/3/2025	Completed	\$ 64,367.00
YES	3425	EDA - US Economic Development Administration	Jim Burch/ M Wusertle	EDA Cares Act COVID - Recovery and Resiliency - Disaster Recovery Coordinator					\$400,000				Completed	
YES	3345	USDA - US Dept. of Agriculture	Asmaa Odeh	SWFL Fresh Chosse Local Choose Fresh	7/6/2021	7/6/2021	Nov-21		\$752,426	\$58,500	10/31/2021	10/30/2024	Completed	
Yes	4555	CHNEP	Rebekah Harp	2025 Calendar Design					\$5,000	\$5,000			Completed	NA
YES	3350	DEO CDBG-MIT Planning	Margaret Wuerstle	A Resiliency Strategy for Local Food Systems in SW Florida (Food Insecurity)	7/30/2020	7/27/2020			\$390,000	\$115,000	8/27/2021	12/31/2024	Completed	NA
Yes	4554	CHNEP	Rebekah Harp	2024 Calendar Design					\$5,000	\$5,000			Completed	NA
YES	3729	FDEM	Charity Franks	Hazard Analysis FY 23-24			5/10/2023			\$9,505.65	7/1/2023	6/30/2024	Completed	
YES	3185	FDEM	Charity Franks	LEPC FY23-24							7/1/2023	6/30/2024	Completed	
YES	3728	FDEM	Amelia Williams	Hazard Analysis FY 22-23						\$9,600.98	7/1/2022	6/30/2023	Completed	
YES	3184	FDEM	Amelia Williams	LEPC FY22-23						\$70,000.00	7/1/2022	6/30/2023	Completed	
YES	3727	FDEM		Hazard Analysis FY 21-22						\$9,600.98	7/1/2022	6/30/2023	Completed	
YES	3183	FDEM		LEPC FY21-22						\$70,000.00	7/1/2022	6/30/2023	Completed	
	3208	FDEM		HMEP FY21-22										
YES	4553	CHNEP	Rebekah Harp	2023 Calendar Design					\$3,000	\$3,000			Completed	NA
YES	4009	DEO RRDG	M Wuerstle	FHRO 2021 Regional Rural Development Grant		1/21/2021			\$126,160	\$7,000			Completed	NA
YES	4552	CHNEP	Rebekah Harp	2022 Calendar Design									Completed	
YES		FL Fish and Wildlife Conservation Commission - Boating Improvement Program (FBIP)	M. Moorhouse & M. Wuerstle	Clewiston Waterfront Master Plan	4/7/2020	4/3/2020			\$175,000	\$25,000			Completed	NA

Aw+D1:28 Garded	Job ID	Funding Agency	Project Manager	Project Name	App Due Date	Date Submitted	Date Awarded / Denied	Date Contract Signed	Project Total	RPC Amt	Start Date	End Date	Status	Total Match Amt-RPC
YES		EDA - US Economic Development Administration	M. Wuerstle	SWFL Recovery & Resiliency Plan	7/21/2020	7/21/2020			\$400,000	\$360,000			Completed	NA
YES	4551	CHNEP	Rebekah Harp, M. Moorhouse &	EBABM Website expansion	7/24/2020	7/24/2020			\$5,049	\$3,000			Completed	\$2,049
YES	4550	CHNEP	Rebekah Harp	2020 CHNEP Calendar Design/ New Logo Design Work									Completed	
Yes	3421	EDA - US Economic Development Administration	C.J. Kammerer	FY20-22 EDA CEDS Planning Grant	11/14/2019	11/13/2019			\$300,000.00	\$210,000.00	1/1/2020	12/31/2022	Completed	\$90,000.00
Yes		DEO - FL Dept. of Economic Opportunity	C.J. Kammerer	FHERO 2019-20 RDG Grant		11/13/2019			\$97,500.00	\$6,000.00			Completed	\$0.00
Yes	3724	DEM - FL Div. of Emergency Management	C.J. Kammerer	FY19-20 Collier_Lee Hazard Analysis			8/1/2019	8/1/2019	\$19,251.00	\$19,251.00	7/1/2019	6/30/2020	Completed	\$0.00
Yes	3181	DEM - FL Div. of Emergency Management	C.J. Kammerer	FY19-20 LEPC Agreement			7/29/2019		\$80,000.00	\$80,000.00	7/1/2019	6/30/2020	Completed	\$0.00
Yes		USDA - US Dept. of Agriculture	Margaret Wuerstle	Promise Zone Economic Development Plan Technical Assistance	4/5/2019	4/4/2019			\$0.00	\$0.00			In Progress	\$0.00
YES	4500	CHNEP	Rebekah Harp	2019 Calendar Design										
Yes	3305	DEO - FL Dept. of Economic Opportunity	Margaret Wuerstle	Food Safety Plans for SWFL Small-Mid-sized Growers	5/7/2018	5/4/2018	9/7/2018		\$30,000.00	\$30,000.00			Completed	
Yes	3424	EDA - US Economic Development Administration	Margaret Wuerstle	Regional Sustainability Implementation Study for SWFL Small to Mid-Sized Farms		5/8/2018	8/9/2018	8/13/2018	\$258,182.00	\$61,545.00			Completed	\$51,637.00
Yes	3680	EPA - US Environmental Protection Agency	C.J. Kammerer	Brownfields Assessment	11/16/2017	11/16/2017	4/25/2018		\$600,000.00	\$40,000.00	10/1/2018	9/30/2021	Completed	
Yes	4101	Glades County	Margaret Wuerstle	Glades County SQG 2017-2022			6/6/2017		\$22,500.00	\$22,500.00	6/6/2017	6/6/2022	Completed	
Yes	3900	USDA - US Dept. of Agriculture	Margaret Wuerstle	Rural Promise Zone Designation			5/1/2016		\$0.00	\$0.00			Completed	
Yes	3420	EDA - US Economic Development Administration	C.J. Kammerer	FY17-19 EDA Planning Grant			1/1/2017		\$300,000.00	\$210,000.00	1/1/2017	12/31/2019	Completed	\$90,000.00
Yes	3422	EDA - US Economic Development Administration	Jim Beever	SWFL Disaster Recovery Coordinator		10/31/2017			\$250,000.00	\$200,000.00	1/1/2018	12/31/2019	Completed	\$50,000.00
Yes	3205	DEM - FL Div. of Emergency Management	C.J. Kammerer	FY18-19 HMEP Agreement					\$62,164.00	\$2,889.20	10/1/2018	9/30/2019	Completed	
Yes	4007	DEO - FL Dept. of Economic Opportunity	C.J. Kammerer	FHERO 2018 RDG Grant		9/11/2018	9/17/2018		\$82,300.00	\$6,000.00	9/17/2018	9/17/2019	Completed	
Yes	3180	DEM - FL Div. of Emergency Management	C.J. Kammerer	FY18-19 LEPC Agreement			8/14/2018		\$80,000.00	\$80,000.00	7/1/2018	6/30/2019	Completed	
Yes	3723	DEM - FL Div. of Emergency Management	Margaret Wuerstle	FY18-19 Collier_Lee Hazard Analysis			7/31/2018	8/27/2018	\$19,615.00	\$19,615.00	9/1/2018	5/15/2019	Completed	
Yes	3676	EPA - US Environmental Protection Agency	Jim Beever	Master Wetland Mitigation Strategy			11/3/2016	11/3/2016	\$220,000.00	\$220,000.00	10/1/2016	12/31/2018	Completed	\$10,000.00
Yes	3204	DEM - FL Div. of Emergency Management	C.J. Kammerer	FY17-18 HMEP Agreement			10/1/2017		\$65,161.00	\$65,161.00	10/1/2017	9/30/2018	Completed	
Yes	3178	DEM - FL Div. of Emergency Management	Sean McCabe	FY17-18 LEPC Agreement	7/1/2017	7/18/2017			\$80,000.00	\$80,000.00	7/1/2017	6/30/2018	Completed	
Yes	3722	DEM - FL Div. of Emergency Management	Tim Walker	FY17-18 Collier_Lee Hazard Analysis			7/19/2017	9/13/2017	\$20,844.00	\$20,844.00	7/1/2017	6/30/2018	Completed	
Yes	4005	DEO - FL Dept. of Economic Opportunity	C.J. Kammerer	2017 FHERO RDG Grant		2/16/2017			\$79,744.00	\$6,000.00		4/30/2018	Completed	

Aw+D1:Z8 Garded	Job ID	Funding Agency	Project Manager	Project Name	App Due Date	Date Submitted	Date Awarded / Denied	Date Contract Signed	Project Total	RPC Amt	Start Date	End Date	Status	Total Match Amt-RPC
Yes		DEO - FL Dept. of Economic Opportunity	Margaret Wuerstle	Regional Strategy for Agriculture Sustainability	6/30/2017		8/17/2017		\$30,000.00	\$30,000.00			Completed	
Yes	4212	City of Bonita Springs	Jim Beever	City of Bonita Springs Flood Reduction Project			10/4/2017		\$50,000.00	\$50,000.00	10/4/2017	12/31/2017	Completed	
Yes	3730	SFRPC	C.J. Kammerer	Train the Trainers					\$10,000.00	\$10,000.00	1/1/2016	3/31/2017	Completed	
Yes	4211	Sarasota County	Jim Beever	Sarasota Climate Change Adaptation Plan					\$20,000.00	\$20,000.00	10/1/2016	5/30/2017	Completed	
Yes	4210	City of Cape Coral	Jim Beever	Cape Coral Climate Change Resiliency Strategy					\$15,000.00	\$15,000.00		6/30/2017	Completed	
Yes	3304	DEO - FL Dept. of Economic Opportunity	Margaret Wuerstle	DEO - Labelle Tourism Marketing					\$20,000.00	\$20,000.00	1/1/2017	5/30/2017	Completed	
Yes	3203	DEM - FL Div. of Emergency Management	Nichole Gwinnett	FY16-17 HMEP Grant	10/1/2016	10/1/2016	10/1/2016	10/1/2016	\$60,349.00	\$60,349.00	10/1/2016	12/31/2017	Completed	
Yes	4004	Hendry County	Margaret Wuerstle	Clewiston RGBD Grant TA					\$3,000.00	\$3,000.00			Completed	
Yes	4006	USDA - US Dept. of Agriculture	Margaret Wuerstle	City of Clewiston - Utilities Relocation -- Grant Writing Services	9/8/2017	9/13/2017	8/10/2017	8/10/2017	\$3,000.00	\$3,000.00	8/10/2017	9/13/2017	Completed	
Yes	3525-12	Glades County	Tim Walker	Glades County Small Quantity Generators (SQG)				5/17/2012	\$3,900.00	\$3,900.00	5/17/2012	5/16/2017	Completed	\$0.00
Yes	3414	EDA - US Economic Development Administration	Margaret Wuerstle	EDA Planning Grant	1/22/2013	12/18/2013	4/18/2014	4/21/14	\$270,000.00	\$189,000.00	1/1/2014	12/31/2016	Completed	\$81,000.00
Yes	3177	DEM - FL Div. of Emergency Management	Nichole Gwinnett	FY16-17 LEPC Agreement	6/30/2016	4/6/2016	7/1/2016		\$59,000.00	\$59,000.00	7/1/2016	6/30/2017	Completed	\$0.00
Yes	3399	CTD - FL Commission for the Transportation Disadvantaged	Nichole Gwinnett	FY16-17 TD Planning Agreement		5/19/2016	7/1/2016		\$38,575.00	\$38,575.00	7/1/2016	6/30/2017	Completed	\$0.00
Yes	3721	DEM - FL Div. of Emergency Management	Tim Walker	Collier County Hazard Analysis - FY16-17					\$8,054.00	\$8,054.00	7/1/2016	6/30/2017	Completed	\$0.00
Yes	3302	DEO - FL Dept. of Economic Opportunity	Margaret Wuerstle	DEO - City of Fort Myers - MLK Corridor	5/31/2015	5/1/2015		11/17/2015	\$30,000.00	\$30,000.00	1/1/2016	7/30/2016	Completed	
Yes	3534	City of Bonita Springs	Jim Beever	City of Bonita Springs - Spring Creek Restoration Plan	7/1/2014	7/1/2014	8/11/2014	8/11/2014	\$50,000.00	\$50,000.00	8/11/2014		Completed	
Yes	3201	DEM - FL Div. of Emergency Management	Nichole Gwinnett	FY15-16 HMEP Planning	9/28/2015	9/28/2015	9/28/2015	9/28/2015	\$15,500.00	\$15,500.00	10/1/2015	9/30/2016	Completed	
Yes	3419	Charlotte County	Margaret Wuerstle	DEO - Charlotte County			3/30/2016	3/30/2016	\$500.00	\$500.00			Completed	
Yes	3170	DOE - US Dept. of Energy	Rebekah Harp	Solar Ready II		3/22/2013	7/18/2013		\$140,000.00	\$90,000.00	7/1/2013	1/1/2016	Completed	\$50,000.00
Yes	3673	EPA - US Environmental Protection Agency	Jim Beever	A Unified Conservation Easement Mapping and Database for the State of Florida	4/15/2013	4/8/2013	6/3/2013		\$294,496.00	\$148,996.00	10/1/2013	9/30/2015	Completed	\$145,500.00
Yes	3674	EPA/CHNEP - Charlotte Harbor National Estuary	Jim Beever	Mangrove Loss Project	4/4/2014	4/4/2014	12/19/2014		\$243,324.00	\$60,000.00	12/1/2014	9/30/2016	Completed	
Yes	3397	CTD - FL Commission for the Transportation	Nichole Gwinnett	Glades-Hendry TD Planning Agreement FY2014-15			5/16/2014		\$38,573.00	\$38,573.00	7/1/2014	6/30/2015	Completed	\$0.00
Yes	3725	Visit Florida	Tim Walker	OUR CREATIVE ECONOMY Marketing	2/9/2015	2/9/2015	6/25/2015	6/26/2015	\$5,000.00	\$2,500.00	7/1/2015	6/15/2016	Completed	\$2,500.00
Yes	3164	DEM - FL Div. of Emergency Management	Nichole Gwinnett	FY14-15 HMEP Planning				2/4/2015	\$22,000.00	\$22,000.00	10/1/2014	9/30/2015	Completed	\$0.00
Yes	3675	EPA - US Environmental Protection Agency	Jim Beever	Developing a Method to Use Ecosystem Services to	5/15/2015	5/5/2015	9/29/2015	9/29/2015	\$234,071.00	\$174,071.00	10/1/2015	9/30/2016	Completed	\$60,000.00

Aw+D1:28 Garded	Job ID	Funding Agency	Project Manager	Project Name	App Due Date	Date Submitted	Date Awarded / Denied	Date Contract Signed	Project Total	RPC Amt	Start Date	End Date	Status	Total Match Amt-RPC
Yes	3171	DEM - FL Div. of Emergency Management	Nichole Gwinnett	FY15-16 LEPC Agreement	6/30/2015	5/15/2015	6/11/2015	6/11/2015	\$48,000.00	\$48,000.00	7/1/2015	6/30/2016	Completed	\$0.00
Yes	3398	CTD - FL Commission for the Transportation	Nichole Gwinnett	FY15-16 Glades-Hendry TD Agreement	6/30/2015	6/1/2015	7/1/2015	7/1/2015	\$38,573.00	\$38,753.00	7/1/2015	6/30/2016	Completed	\$0.00
Yes	3202	DEM - FL Div. of Emergency Management	Nichole Gwinnett	FY14-15 HMEP Planning Grant Modification			9/11/2015		\$50,000.00	\$50,000.00	10/1/2015	12/15/2015	Completed	\$0.00
Yes	3173	DEM - FL Div. of Emergency Management	Nichole Gwinnett	FY15-16 HMEP Training Contract	10/1/2015	9/30/2015	9/28/2015	9/28/2015	\$58,422.00	\$58,422.00	10/1/2015	9/30/2016	Completed	\$0.00
Yes	3418	Collier County	Rebekah Harp	Marketing & Data Research					\$1,200.00	\$1,200.00	12/4/2015	1/29/2016	Completed	
Yes	3176	DOE - US Dept. of Energy	Rebekah Harp	NARC - SM3 - 2016 Data Surveys			2/11/2016		\$1,000.00	\$1,000.00	2/1/2016	3/31/2016	Completed	
Yes	3005	Collier County	Margaret Wuerstle	Collier County EDC - USDA Grant Application			3/15/2016	3/22/2016	\$3,000.00	\$3,000.00	3/23/2016	3/31/2016	Completed	
Yes	3301	DEO - FL Dept. of Economic Opportunity	Margaret Wuerstle	Clewiston Mainstreet Revitalization			12/8/2015		\$30,000.00	\$30,000.00	12/14/2015	6/30/2016	Completed	
Yes	3303	DEO - FL Dept. of Economic Opportunity	Margaret Wuerstle	DEO - MPO Rail Study					\$39,000.00		10/7/2015	5/31/2016	Completed	
Yes	4002	NEFRC - Northeast Florida Regional Council	Tim Walker	2016 SRESP Update					\$14,200.00	\$14,200.00	4/28/2016	7/19/2016	Completed	
Yes	4003	Rural Neighborhoods	Tim Walker	Rural Neighborhoods Mapping					\$750.00	\$750.00	6/1/2016	6/30/2016	Completed	
Yes	3720	DEM - FL Div. of Emergency Management	Tim Walker	Collier Hazard Analysis FY15-16					\$9,693.00	\$9,693.00	7/1/2015	6/30/2016	Completed	
Yes	3520	TBRPC - Tampa Bay Regional Planning Council	Rebekah Harp	2016 Disaster Planning Guide					\$4,000.00	\$4,000.00	2/1/2016	4/30/2016	Completed	
Yes	3006	SWFEC - Southwest Florida Enterprise Center	Margaret Wuerstle	SWFEC PRIME - Grant Application/Technical Assistance					\$5,000.00	\$5,000.00	5/1/2016	5/30/2016	Completed	
Yes	3004	NARC - National Association of Regional Councils	Rebekah Harp	MARC Travel SRII					\$379.58	\$379.58	10/1/2015	5/31/2016	Completed	
Yes	4001	Collier County	Margaret Wuerstle	Collier County EDA TA					\$5,000.00	\$5,000.00	4/18/2016	5/30/2016	Completed	
Yes	6200	FDEP - FL Dept. of Environmental Protection	Margaret Wuerstle	2016 Brownfields Event					\$6,887.61	\$6,887.61	4/1/2016	10/30/2016	Completed	
NO		EDA Disaster Supplemental	Margaret Wuerstle	Upgrades to Clewiston WWTP		10/23/2023			16,161,602	\$45,000				
NO		EDA Disaster Supplemental	Margaret Wuerstle	Virtual Food Hub		7/17/2023			\$600,000					
NO		DEO CDBG-MIT-GIP Round II Infrastructure	Margaret Wuerstle	City of Clewiston Harden transmission and distribution line	9/17/2020	9/14/2021			\$2,067,935	\$98,000				NA
NO		NOAA- Track 2 Letter of Intent	Margaret Wuerstle	Ensuring Regional Resilience for the Gulf of Mexico Pink Shrimp Industry	8/21/2023	8/21/2023			\$37,205,000	\$1,000,000				
NO		Florida DEP	Charity Franks/M Wuerstle	Clewiston WWTP Improvement, upgrades and expansion	8/15/2022	8/11/2022			\$14,380,190	\$20,000(?)				
NO		DEO CPTA	Margaret Wuerstle	SWFLEnterprise Center Incubator Program Marketing	4/11/2022	4/1/2022	6/14/22 Denied		\$70,000	\$10,000				NA
No		EDA - US Economic Development Administration	Margaret Wuerstle/Tra cy Whirls	ARPA- BBB Regional Challenge- Developing an Inland Port System in rural southern Florida	10/19/2021	10/19/2021			\$460,000	\$133,000				NA
NO		FL Dept. Of Agriculture-Specialty Crops	M Wuerstle	SWFL Fresh Coose Local Choose Fresh	2/5/2021	2/2/2021	Denied 10/7/2021		\$207,000	\$99,000				NA

Aw+D1:28 Garded	Job ID	Funding Agency	Project Manager	Project Name	App Due Date	Date Submitted	Date Awarded / Denied	Date Contract Signed	Project Total	RPC Amt	Start Date	End Date	Status	Total Match Amt-RPC
No		DEO CDBG-MIT Critical Facility Harding	McKensie Moorehouse	City of Clewiston transmission lines insulators replacement	6/30/2020	6/29/2020			\$143,306	\$15,000				NA
no		SAMHSA - Substance Abuse and Mental Health Services Administration	Margaret Wuerstle	Building Resilient Kids	3/6/2020	3/2/2020			\$1,455,815	\$200,000				NA
No		Bill & Melinda Gates Foundation	Katelyn Kubasik	Opioid Epidemic Think Tank Summit		11/12/2019			\$75,000.00	\$75,000.00			Submitted	\$0.00
No		Norman Foundation	Margaret Wuerstle	Food Policy Council		11/22/2019			\$100,000	\$60,000				NA
No		Bureau of Justice Assistance	Katelyn Kubasik	Data-Driven Responses to Emerging Drug Threats			10/1/2019		\$543,772.00	\$293,772.00			Denied	\$0.00
NO		Charles M. and Mary D. Grant Foundation	Katelyn Kubasik	SWFL Harm Reduction: Take-Home Naloxone Project		4/30/2019	9/1/2019		\$38,000.00	\$10,000.00			Denied	\$0.00
No		City of Naples	Jim Beever	City of Naples Climate Resiliency Project			9/26/2019		\$25,000.00	\$25,000.00			Denied	\$0.00
No		SAMHSA - Substance Abuse and Mental Health Services Administration	Katelyn Kubasik	Building Resilient Kids	3/29/2019	3/27/2019	8/29/2019		\$1,453,315.00	\$197,815.00	9/30/2019	9/29/2024	Denied	\$0.00
No		DEO - FL Dept. of Economic Opportunity	Jim Beever	Updating the 2009 Comprehensive SWFL / Charlotte Harbor Climate Change Vulnerability Assessment		5/7/2019			\$40,075.00	\$40,075.00	1/1/2020	5/29/2020	Denied	\$0.00
No		DEO - FL Dept. of Economic Opportunity	Katelyn Kubasik	SWFL Opioid Resource Guide		5/7/2019			\$40,007.00	\$40,007.00	12/1/2019	5/31/2020	Denied	\$0.00
No		FDEP - FL Dept. of Environmental Protection	Jim Beever	Ecosystem Services- Aquatic Preserves Valuation		5/1/2018			\$90,000.00	\$90,000.00			Denied	
No		EPA - US Environmental Protection Agency	Jim Beever	WPDG- CHNEP Wetland Connectivity		5/8/2018			\$204,120.00	\$145,246.00			Denied	
No		DEO - FL Dept. of Economic Opportunity	Tim Walker	Storm Surge Evac Routes & Shelters Interactive GIS Web Map	5/7/2018	5/4/2018	9/7/2018		\$35,000.00	\$35,000.00			Denied	
No		DEO - FL Dept. of Economic Opportunity	Margaret Wuerstle	Affordable Housing Directory of Resources	5/7/2018	5/1/2018	9/7/2018		\$40,000.00	\$40,000.00			Denied	
No		DEO - FL Dept. of Economic Opportunity	Margaret Wuerstle	SWFL Opioid Resource Guide	5/7/2018	5/1/2018	9/7/2018		\$40,000.00	\$40,000.00			Denied	
No		Bloomberg Philanthropies	Margaret Wuerstle	Bloomberg - City of Bonita Springs Mitigation	10/20/2017	10/19/2017			\$1,000,000.00	\$60,000.00			Denied	
No		SWFL Community Foundation	Margaret Wuerstle	Community Impact Grants - MLK Corridor	11/3/2017	11/2/2017			\$50,000.00				Denied	
No		DEO - FL Dept. of Economic Opportunity	Jennifer Pellechio	Economic Opportunity Map		4/27/2016	6/28/2016		\$40,000.00				Denied	
		DEO - FL Dept. of Economic Opportunity	Margaret Wuerstle	Florida Ocean Alliance		5/2/2016	6/28/2016		\$28,000.00				Denied	
No		DEO - FL Dept. of Economic Opportunity	Margaret Wuerstle	Clewiston Downtown District Facade Program		5/2/2016	6/28/2016		\$30,000.00				Denied	
No		AETNA	Jason Stoltzfus	Cultivating Healthy Communities	4/15/2016	4/13/2016			\$100,000.00	\$100,000.00			Denied	
No		EPA - US Environmental Protection Agency	Jason Stoltzfus	2016 Brownfield Assessment		12/18/2015			\$280,000.00	\$46,900.00			Denied	
No		USDA - US Dept. of Agriculture	Margaret Wuerstle	Mobile Market: A Nutritional Oasis for Food Markets of SWFL	3/31/2014	3/31/2014	10/1/2014		\$599,549.00	\$298,605.00	10/1/2014	9/30/2017	Denied	
No		EDA - US Economic Development Administration	Rebekah Harp	Mote Marine Programming	8/31/2012	8/31/2012	8/31/2012		\$270,000.00	\$189,000.00	1/1/2014	12/31/2016	Denied	\$81,000.00
No		USDA - US Dept. of Agriculture	Nichole Gwinnett	Opportunity Buy Program Coordinator	4/23/2013	4/23/2013	11/20/2013		\$99,667.00	\$15,000.00	11/1/2013	10/31/2015	Denied	\$53,621.00

_____	Agenda	
_____	Item	
		10

10

Committee Reports

10



Agenda

Item

10a

Executive Committee

10a

10a

Agenda  
Item

11

11

New Business

11

# Agenda Item

12

12

State Agency Comments/  
Reports

12

13

13

# Council Member Comments

13

# Agenda Item

14

14

Adjourn

14